

Pirelli Dutch Round, 17-19 April 2026
Results Race 1

Laps 12 = 54,504 Km - Time of Race 20'44.315 - Avg. 157,689 km/h

Pos	Grid	No. Rider	Nat	Team	Bike	LL	Gap	Rel.	Fastest Lap	Speed	Qualifying	Speed
1	2	6 J. BUIS	NED	Track & Trades Wixx Racing	Suzuki GSX-8R	12			1'42.826	225,9	1'42.505	223,6
2	3	34 X. ARTIGAS	ESP	MTM Kawasaki	Kawasaki ZX-6R 636	12	0.065	0.065	1'42.800	223,6	1'42.716	220,4
3	5	38 D. SALVADOR	ESP	Team ProDina Kawasaki XCI	Kawasaki ZX-6R 636	12	0.473	0.408	1'42.836	220,4	1'42.853	225,0
4	9	91 M. VANNUCCI	ITA	Revo-M2	Aprilia RS 660 Factory	12	0.521	0.048	1'42.761	225,0	1'42.994	215,1
5	6	65 F. FLEERACKERS	BEL	Track & Trades Wixx Racing	Suzuki GSX-8R	12	0.526	0.005	1'42.575	221,3	1'42.862	225,0
6	13	18 B. IERACI	ITA	CM Triumph Factory Racing	Triumph Daytona 660	12	0.717	0.191	1'42.942	220,0	1'43.478	221,3
7	16	23 E. BARTOLINI	ITA	CM Triumph Factory Racing	Triumph Daytona 660	12	0.872	0.155	1'42.955	221,8	1'43.835	220,9
8	4	68 K. BEEKMANS	NED	VLR Racing Team Suzuki	Suzuki GSX-8R	12	1.153	0.281	1'42.970	220,0	1'42.765	225,0
9	15	7 B. FERNANDEZ	ESP	Kove Racing Team 109	Kove 450RR	12	9.868	8.715	1'43.464	224,5	1'43.621	227,4
10	10	47 A. TORRES	ESP	Team ProDina Kawasaki XCI	Kawasaki ZX-6R 636	12	10.058	0.190	1'43.287	225,5	1'43.089	224,1
11	8	43 M. GAGGI	ITA	Team BrCorse	Yamaha YZF-R7	12	10.229	0.171	1'43.256	221,8	1'42.970	226,4
12	24	77 J. OSUNA	ESP	Deza-Box 77 Racing Team	Kawasaki ZX-6R 636	12	10.368	0.139	1'43.682	221,8	1'44.120	225,0
13	11	50 C. THOMPSON	AUS	Team BrCorse	Yamaha YZF-R7	12	10.483	0.115	1'42.706	225,9	1'43.128	223,6
14	26	26 M. GENNAI	ITA	Panattoni BGR Smrz Racing	Yamaha YZF-R7	12	23.280	12.797	1'44.143	215,1	1'44.514	218,6
15	21	33 G. SANCHEZ	ESP	ARCO Yamaha MotoR University Team	Yamaha YZF-R7	12	23.405	0.125	1'44.474	225,0	1'44.340	224,5
16	22	41 I. PERISTERAS	GRE	MMR	Aprilia RS 660 Factory	12	23.492	0.087	1'43.854	222,2	1'44.365	223,1
17	18	69 A. DI PERSIO	ITA	ARCO Yamaha MotoR University Team	Yamaha YZF-R7	12	23.690	0.198	1'44.521	225,5	1'44.166	223,1
18	30	98 T. BENETTI	ITA	MMR	Aprilia RS 660 Factory	12	23.741	0.051	1'43.941	216,4	1'44.918	221,8
19	25	66 P. TONN	GER	Kove Racing Team 109	Kove 450RR	12	24.086	0.345	1'44.301	222,7	1'44.496	223,1
20	33	13 I. SCHUNSELAAR	NED	Indi Racing by Yamaha Ten Kare Racing	Yamaha YZF-R7	12	28.386	4.300	1'44.816	217,3	1'45.409	222,7
21	32	12 H. MAIER	BRA	Yamaha AD78 FIMLA by MS Racing	Yamaha YZF-R7	12	28.834	0.448	1'44.794	219,1	1'45.298	220,0
22	34	93 A. AGASKA	INA	Progp Nitiracing	Yamaha YZF-R7	12	29.000	0.166	1'44.520	220,4	1'46.181	225,0
23	29	92 G. CAZARD	FRA	Yamaha AD78 FIMLA by MS Racing	Yamaha YZF-R7	12	30.788	1.788	1'44.741	221,8	1'44.817	220,9
24	27	89 T. AKSU	AUS	PATA AG Motorsport Italia	Yamaha YZF-R7	12	41.007	10.219	1'44.614	214,7	1'44.569	223,6
25	20	39 J. RISUENO	ESP	Pons Motosport Italika Racing	Kawasaki ZX-6R 636	12	41.119	0.112	1'44.778	220,0	1'44.188	221,8
26	23	40 J. CORREA	USA	Pons Motosport Italika Racing	Kawasaki ZX-6R 636	12	52.131	11.012	1'44.831	222,7	1'44.462	225,0
27	19	16 A. FUERTES	ESP	Deza-Box 77 Racing Team	Kawasaki ZX-6R 636	12	1'02.146	10.015	1'45.539	216,9	1'44.169	225,0
28	12	27 F. MULYA	INA	Progp Nitiracing	Yamaha YZF-R7	9	3 Laps	3 Laps	1'43.708	224,5	1'43.396	225,0
-----Not Classified-----												
RET	28	21 T. SOVICKA	CZE	Panattoni BGR Smrz Racing	Yamaha YZF-R7	9	3 Laps		1'44.568	222,2	1'44.628	223,1
RET	31	79 T. ALONSO	POR	Miguel Oliveira Team	Yamaha YZF-R7	7	5 Laps		1'44.913	219,1	1'45.253	219,5
RET	1	71 L. VENEMAN	NED	MTM Kawasaki	Kawasaki ZX-6R 636	0				222,2	1'42.499	228,8
RET	7	73 F. SEABRIGHT	GBR	PHR Performance Triumph	Triumph Daytona 660	0				218,2	1'42.938	227,8
RET	17	55 H. DESOY	GBR	PHR Performance Triumph	Triumph Daytona 660	0				222,7	1'43.836	228,8
RET	14	11 M. SORRENTI	ITA	Revo-M2	Aprilia RS 660 Factory	0				220,4	1'43.504	215,1

AIR	Humidity:	61%	Temp:	17°C
TRACK	Condition:	Dry	Temp:	24°C

Records	Pole [SP]	2026	L.Veneman	1'42.499	159,525 Km/h
	All Times [SP]	2026	L.Veneman	1'42.499	159,525 Km/h
Race Fastest Lap	[New Record]	Lap 9	F.Fleerackers	1'42.575	159,407 Km/h

LAP LEADERS				
No. Rider	From	To	Laps	Total
6 J. BUIS	1	1	1	
65 F. FLEERACKERS	2	2	1	
6 J. BUIS	3	4	2	
65 F. FLEERACKERS	5	5	1	
6 J. BUIS	6	8	3	
65 F. FLEERACKERS	9	9	1	
6 J. BUIS	10	10	1	
65 F. FLEERACKERS	11	11	1	4
6 J. BUIS	12	12	1	8

TOTAL LEADER LAPS	
No. Rider	Laps
6 J. BUIS	10
65 F. FLEERACKERS	7
71 L. VENEMAN	5
91 M. VANNUCCI	3
34 X. ARTIGAS	2
47 A. TORRES	1

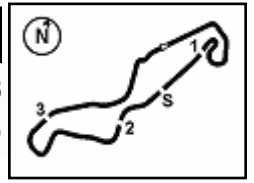
Start 18/04/2026 13:00 End 13:23 The results are provisional until the end of the time limit for protests and appeals and the completion of the technical checks.

Clerk Of The Course: **Roland Brontsema**

Publication Time: **13:47**

These data/results cannot be reproduced, stored and/or transmitted in whole or in part by any manner of electronic, mechanical, photocopying, recording, broadcasting or otherwise now known or herein after developed without the previous express consent by the copyright owner, except for reproduction in daily press and regular printed publications on sale to the public within 60 days of the event related to those data/results and always provided that copyright symbol appears together as follows below.

© DORNA WSBK ORGANIZATION Srl 2026



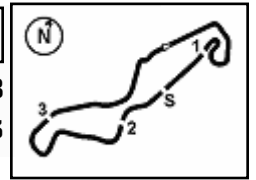
Pirelli Dutch Round, 17-19 April 2026
Results Race 1

Start End The results are provisional until the end of the time limit for protests and appeals
18/04/2026 13:00 13:23 and the completion of the technical checks.

Clerk Of The Course: **Roland Brontsema**
Publication Time: **13:47**

These data/results cannot be reproduced, stored and/or transmitted in whole or in part by any manner of electronic, mechanical, photocopying, recording, broadcasting or otherwise now known or herein after developed without the previous express consent by the copyright owner, except for reproduction in daily press and regular printed publications on sale to the public within 60 days of the event related to those data/results and always provided that copyright symbol appears together as follows below.

© DORNA WSBK ORGANIZATION Srl 2026



Pirelli Dutch Round, 17-19 April 2026
Results Race 1

Race Highlights

Time	No. Rider	Description
12.45.00		Sighting Lap Started
12.58.06		Warm Up Lap Started
13.00.46		Start of Session
13.01.26	89 T. AKSU	#89 On the Gravel - Rejoined - Turn 5
13.01.54		Yellow Flag Out - Turn 10
13.01.59		Yellow Flag In - Turn 10
13.01.59		Riders Under Yellow Flag at Turn 10: #16
13.02.03		Yellow Flag Out - Turn 10
13.02.04		Double Yellow Flag Out - Turn 10-11
13.02.11	11 M. SORRENTI	#11 Crashed - Turn 10
13.02.11	55 H. DESSOY	#55 Crashed - Turn 10
13.02.11	16 A. FUERTES	#16 Crashed - Turn 10
13.02.23		Yellow Flag Out - Turn 16-17
13.02.25	16 A. FUERTES	#16 Rejoined
13.02.28		Yellow Flag In - Turn 10-11
13.02.28		Riders Under Yellow Flag at Turn 10-11: #89 #40 #16 #1
13.02.28		Yellow Flag Out - Turn 10-11
13.02.36	71 L. VENEMAN	#71 Crashed - Turn 17
13.02.36	73 F. SEABRIGHT	#73 Crashed - Turn 17
13.02.49	40 J. CORREA	#40 On the Gravel - Rejoined - Turn 10
13.03.03		Incident at turn 17 - Under Investigation
13.03.04		Double Yellow Flag Out - Turn 16-17
13.03.12		Double Yellow Flag In - Turn 16-17
13.03.12		Riders Under Yellow Flag at Turn 16-17: #33 #69 #13 #98 #66 #26 #12 #93 #21 #41 #92 #79 #39 #89 #40 #16
13.03.19		Incident at turn 17 - To be reviewed after the race
13.03.20		Double Yellow Flag In - Turn 10-11
13.03.20		Riders Under Yellow Flag at Turn 10-11: #55
13.03.21		Yellow Flag Out - Turn 10-11
13.03.35		Yellow Flag In - Turn 10
13.03.36		Riders Under Yellow Flag at Turn 10: #1 #6 #65 #38 #34 #18 #68 #50 #91 #23 #27 #7 #47 #43 #77
13.03.58		Yellow Flag In - Turn 10-11
13.03.58		Riders Under Yellow Flag at Turn 10-11: #6 #65 #38 #34 #18 #68 #50 #91 #23 #7 #27 #47 #43 #77
13.03.58		Riders Under Yellow Flag at Turn 10-11: #33 #69 #13 #98 #66 #26 #12 #41 #93 #21 #92 #79 #89 #39
13.04.23	11 M. SORRENTI	#11 Not Actively Competing
13.04.28	55 H. DESSOY	#55 Not Actively Competing
13.04.41	73 F. SEABRIGHT	#73 Not Actively Competing
13.04.50	71 L. VENEMAN	#71 Not Actively Competing
13.05.17		No Jump Starts
13.13.10	27 F. MULYA	#27 Entered Pit Lane
13.13.35		Double Yellow Flag Out - Turn 5
13.13.36		Yellow Flag Out - Turn 5
13.13.43	79 T. ALONSO	#79 Crashed - Turn 5
13.14.07		Yellow Flag Out - Turn 5
13.14.20	79 T. ALONSO	#79 Not Actively Competing
13.14.41		2/3 of Race Distance Completed
13.14.43		Yellow Flag In - Turn 5
13.14.43		Riders Under Yellow Flag at Turn 5: #79 #89 #39 #40 #16
13.15.26	6 J. BUIS	#6 Lap Time Cancelled [1'43.145] - Exceeded Track Limits - Turn 18
13.16.25	26 M. GENNAI	#26 Lap Time Cancelled [1'44.786] - Exceeded Track Limits - Turn 18
13.17.19	21 T. SOVICKA	#21 Technical Problem - Rider is slowing down - Turn 5
13.17.34		Yellow Flag Out - Turn 5
13.17.56		Yellow Flag In - Turn 5
13.17.57		Riders Under Yellow Flag at Turn 5: #21
13.18.04	21 T. SOVICKA	#21 Not Actively Competing
13.18.06	27 F. MULYA	#27 Exited Pit Lane
13.20.38	50 C. THOMPSON	#50 On the Gravel - Rejoined - Turn 7
13.21.33		Yellow Flag Out - Turn 5
13.21.35		Yellow Flag Out - Turn 3
13.23.17		Podium Confirmed
13.37.33		End of Session

Start End The results are provisional until the end of the time limit for protests and appeals and the completion of the technical checks.

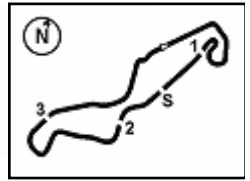
Clerk Of The Course: **Roland Brontsema**
Publication Time: **13:47**

18/04/2026 13:00 13:23

These data/results cannot be reproduced, stored and/or transmitted in whole or in part by any manner of electronic, mechanical, photocopying, recording, broadcasting or otherwise now known or herein after developed without the previous express consent by the copyright owner, except for reproduction in daily press and regular printed publications on sale to the public within 60 days of the event related to those data/results and always provided that copyright symbol appears together as follows below.

© DORNA WSBK ORGANIZATION Srl 2026





Pirelli Dutch Round, 17-19 April 2026
Riders Standings

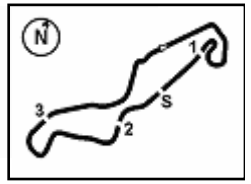
TT Circuit Assen 4.542 m

	Points	Points From First	Points From Previous	March 23 PORTIMAO	April 19 ASSEN	May 17 MOST	May 31 ARAGON	June 14 MISANO	September 9 MAGNY-COURS	September 27 CREMONA	October 18 JEREZ								
1 SALVADOR David (ESP)	56			20	20	16													
2 BUIS Jeffrey (NED)	48	8		13	10	25													
3 TORRES Antonio (ESP)	47	9	1	25	16	6													
4 ARTIGAS Xavi (ESP)	44	12	3	11	13	20													
5 FLEERACKERS Ferre (BEL)	34	22	10	16	7	11													
6 VENEMAN Loris (NED)	32	24	2	7	25														
7 IERACI Bruno (ITA)	26	30	6	10	6	10													
8 VANNUCCI Matteo (ITA)	21	35	5	8	13														
9 BARTOLINI Elia (ITA)	20	36	1	11	9														
10 PONCET Diego (FRA)	18	38	2	9	9														
11 FUERTES Alvaro (ESP)	13	43	5	8	5														
12 GAGGI Marco (ITA)	12	44	1	6	1	5													
13 THOMPSON Carter (AUS)	9	47	3	4	2	3													
14 BEEKMANS Kas (NED)	8	48	1		8														
15 FERNANDEZ Benat (ESP)	7	49	1		7														
16 DI PERSIO Alessandro (ITA)	5	51	2	5															
17 GENNAI Mirko (ITA)	5	51	0	3	2														
18 OSUNA Jose (ESP)	4	52	1		4														
19 DESSOY Harrison (GBR)	4	52	0		4														
20 BENETTI Thomas (ITA)	3	53	1		3														
21 SORRENTI Mattia (ITA)	2	54	1	2															
22 SANCHEZ Gonzalo (ESP)	1	55	1		1														
23 RISUENO Juan (ESP)	1	55	0	1															

18/04/2026 First Line: Championship Standings - Second Line: Ranking Progression

These data/results cannot be reproduced, stored and/or transmitted in whole or in part by any manner of electronic, mechanical, photocopying, recording, broadcasting or otherwise now known or herein after developed without the previous express consent by the copyright owner, except for reproduction in daily press and regular printed publications on sale to the public within 60 days of the event related to those data/results and always provided that copyright symbol appears together as follows below.

© DORNA WSBK ORGANIZATION Srl 2026



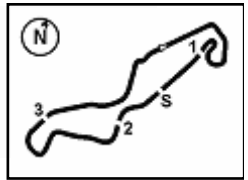
TT Circuit Assen 4.542 m

Pirelli Dutch Round, 17-19 April 2026
Manufacturers Standings

	Points	Points From First	Points From Previous	March 23 PORTIMAO	April 19 ASSEN	May 17 MOST	May 31 ARAGON	June 14 MISANO	September 9 MAGNY-COURS	September 27 CREMONA	October 18 JEREZ							
1 KAWASAKI	70			25 1 1	20 1													
2 SUZUKI	51	19		16 2 2	25 2													
3 TRIUMPH	31	39	20	10 3 3	11 3	10 3												
4 APRILIA	23	47	8	2 6 5	8 4	13 4												
5 HONDA	18	52	5	9 4 4	9 5	9 6												
6 YAMAHA	13	57	5	6 5 6	2 6	5 6												
7 KOVE	7	63	6		7 7													

18/04/2026 First Line: Championship Standings - Second Line: Ranking Progression
 These data/results cannot be reproduced, stored and/or transmitted in whole or in part by any manner of electronic, mechanical, photocopying, recording, broadcasting or otherwise now known or herein after developed without the previous express consent by the copyright owner, except for reproduction in daily press and regular printed publications on sale to the public within 60 days of the event related to those data/results and always provided that copyright symbol appears together as follows below.
 © DORNA WSBK ORGANIZATION Srl 2026





Pirelli Dutch Round, 17-19 April 2026
Teams Standings

TT Circuit Assen 4.542 m

	March 23 PORTIMAO	April 19 ASSEN	May 17 MIST	May 31 ARAGON	June 14 MISANO	September 9 MAGNY-COURS	September 27 CREMONA	October 18 JEREZ												
1 Team ProDina Kawasaki XCI	103																			
SALVADOR David	56	20	20	16																
TORRES Antonio	47	25	16	6																
2 Track & Trades Wixx Racing	82 [-21]																			
BUIS Jeffrey	48	13	10	25																
FLEERACKERS Ferre	34	16	7	11																
3 MTM Kawasaki	76 [-27]																			
ARTIGAS Xavi	44	11	13	20																
VENEMAN Loris	32	7	25																	
4 CM Triumph Factory Racing	46 [-57]																			
IERACI Bruno	26	10	6	10																
BARTOLINI Elia	20		11	9																
5 Revo-M2	23 [-80]																			
VANNUCCI Matteo	21		8	13																
SORRENTI Mattia	2	2																		
6 Team BrCorse	21 [-82]																			
GAGGI Marco	12	6	1	5																
THOMPSON Carter	9	4	2	3																
7 Rac41-Honda	18 [-85]																			
PONCET Diego	18	9	9																	
8 Deza-Box 77 Racing Team	17 [-86]																			
FUERTE Alvaro	13	8	5																	
OSUNA Jose	4		4																	
9 VLR Racing Team Suzuki	8 [-95]																			
BEEKMANS Kas	8		8																	
10 Kove Racing Team 109	7 [-96]																			
FERNANDEZ Benat	7		7																	
11 ARCO Yamaha MotoR University Team	6 [-97]																			
DI PERSIO Alessandro	5	5																		
SANCHEZ Gonzalo	1		1																	
12 Panattoni BGR Smrz Racing	5 [-98]																			
GENNAI Mirko	5	3	2																	
13 PHR Performance Triumph	4 [-99]																			
DESSOY Harrison	4		4																	
14 MMR	3 [-100]																			
BENETTI Thomas	3		3																	
15 Pons Motosport Italika Racing	1 [-102]																			
RISUENO Juan	1	1																		

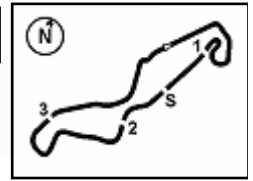
18/04/2026

These data/results cannot be reproduced, stored and/or transmitted in whole or in part by any manner of electronic, mechanical, photocopying, recording, broadcasting or otherwise now known or herein after developed without the previous express consent by the copyright owner, except for reproduction in daily press and regular printed publications on sale to the public within 60 days of the event related to those data/results and always provided that copyright symbol appears together as follows below.

© DORNA WSBK ORGANIZATION Srl 2026

FICR PERUGIA TIMING





TT Circuit Assen 4.542 m

Pirelli Dutch Round, 17-19 April 2026
Pirelli Best Lap Award

	Points	Points From First	Points From Previous	March 23 PORTIMAO	April 19 ASSEN	May 17 MOST	May 31 ARAGON	June 14 MISANO	September 9 MAGNY-COURS	September 27 CREMONA	October 18 JEREZ							
1 FLEERACKERS Ferre (BEL)	1				1													
2 VANNUCCI Matteo (ITA)	1	0		1														
3 VENEMAN Loris (NED)	1	0	0	1														

18/04/2026 First Line: Race 1 & 2

These data/results cannot be reproduced, stored and/or transmitted in whole or in part by any manner of electronic, mechanical, photocopying, recording, broadcasting or otherwise now known or herein after developed without the previous express consent by the copyright owner, except for reproduction in daily press and regular printed publications on sale to the public within 60 days of the event related to those data/results and always provided that copyright symbol appears together as follows below.

© DORNA WSBK ORGANIZATION Srl 2026

Pirelli Dutch Round, 17-19 April 2026
Best Sectors & Speed Race 1

RESULTS			
1	6 J. BUIS	Suzuki GSX-8R	Laps 12
2	34 X. ARTIGAS	Kawasaki ZX-6R 636	0.065
3	38 D. SALVADOR	Kawasaki ZX-6R 636	0.473
4	91 M. VANNUCCI	Aprilia RS 660 Factory	0.521
5	65 F. FLEERACKERS	Suzuki GSX-8R	0.526
6	18 B. IERACI	Triumph Daytona 660	0.717
7	23 E. BARTOLINI	Triumph Daytona 660	0.872
8	68 K. BEEKMANS	Suzuki GSX-8R	1.153
9	7 B. FERNANDEZ	Kove 450RR	9.868
10	47 A. TORRES	Kawasaki ZX-6R 636	10.058
11	43 M. GAGGI	Yamaha YZF-R7	10.229
12	77 J. OSUNA	Kawasaki ZX-6R 636	10.368
13	50 C. THOMPSON	Yamaha YZF-R7	10.483
14	26 M. GENNAI	Yamaha YZF-R7	23.280
15	33 G. SANCHEZ	Yamaha YZF-R7	23.405
16	41 I. PERISTERAS	Aprilia RS 660 Factory	23.492
17	69 A. DI PERSIO	Yamaha YZF-R7	23.690
18	98 T. BENETTI	Aprilia RS 660 Factory	23.741
19	66 P. TONN	Kove 450RR	24.086
20	13 I. SCHUNSELAAR	Yamaha YZF-R7	28.386
21	12 H. MAIER	Yamaha YZF-R7	28.834
22	93 A. AGASKA	Yamaha YZF-R7	29.000
23	92 G. CAZARD	Yamaha YZF-R7	30.788
24	89 T. AKSU	Yamaha YZF-R7	41.007
25	39 J. RISUENO	Kawasaki ZX-6R 636	41.119
26	40 J. CORREA	Kawasaki ZX-6R 636	52.131
27	16 A. FUERTES	Kawasaki ZX-6R 636	1'02.146
28	27 F. MULYA	Yamaha YZF-R7	3 Laps
RET	21 T. SOVICKA	Yamaha YZF-R7	3 Laps
RET	79 T. ALONSO	Yamaha YZF-R7	5 Laps
RET	11 M. SORRENTI	Aprilia RS 660 Factory	
RET	55 H. DESSOY	Triumph Daytona 660	
RET	71 L. VENEMAN	Kawasaki ZX-6R 636	
RET	73 F. SEABRIGHT	Triumph Daytona 660	

SPEED			
1	6 J. BUIS	Suzuki GSX-8R	225,9
2	50 C. THOMPSON	Yamaha YZF-R7	225,9
3	69 A. DI PERSIO	Yamaha YZF-R7	225,5
4	47 A. TORRES	Kawasaki ZX-6R 636	225,5
5	33 G. SANCHEZ	Yamaha YZF-R7	225,0
6	91 M. VANNUCCI	Aprilia RS 660 Factory	225,0
7	7 B. FERNANDEZ	Kove 450RR	224,5
8	27 F. MULYA	Yamaha YZF-R7	224,5
9	34 X. ARTIGAS	Kawasaki ZX-6R 636	223,6
10	40 J. CORREA	Kawasaki ZX-6R 636	222,7
11	66 P. TONN	Kove 450RR	222,7
12	55 H. DESSOY	Triumph Daytona 660	222,7
13	71 L. VENEMAN	Kawasaki ZX-6R 636	222,2
14	41 I. PERISTERAS	Aprilia RS 660 Factory	222,2
15	21 T. SOVICKA	Yamaha YZF-R7	222,2
16	77 J. OSUNA	Kawasaki ZX-6R 636	221,8
17	92 G. CAZARD	Yamaha YZF-R7	221,8
18	23 E. BARTOLINI	Triumph Daytona 660	221,8
19	43 M. GAGGI	Yamaha YZF-R7	221,8
20	65 F. FLEERACKERS	Suzuki GSX-8R	221,3
21	11 M. SORRENTI	Aprilia RS 660 Factory	220,4
22	93 A. AGASKA	Yamaha YZF-R7	220,4
23	38 D. SALVADOR	Kawasaki ZX-6R 636	220,4
24	18 B. IERACI	Triumph Daytona 660	220,0
25	68 K. BEEKMANS	Suzuki GSX-8R	220,0
26	39 J. RISUENO	Kawasaki ZX-6R 636	220,0
27	79 T. ALONSO	Yamaha YZF-R7	219,1
28	12 H. MAIER	Yamaha YZF-R7	219,1
29	73 F. SEABRIGHT	Triumph Daytona 660	218,2
30	13 I. SCHUNSELAAR	Yamaha YZF-R7	217,3
31	16 A. FUERTES	Kawasaki ZX-6R 636	216,9
32	98 T. BENETTI	Aprilia RS 660 Factory	216,4
33	26 M. GENNAI	Yamaha YZF-R7	215,1
34	89 T. AKSU	Yamaha YZF-R7	214,7

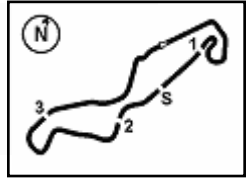
SEG. 1			SEG. 2		
1	34 X. ARTIGAS	33.409	1	91 M. VANNUCCI	16.863
2	6 J. BUIS	33.436	2	6 J. BUIS	16.897
3	7 B. FERNANDEZ	33.457	3	50 C. THOMPSON	16.915
4	38 D. SALVADOR	33.471	4	38 D. SALVADOR	16.916
5	43 M. GAGGI	33.472	5	34 X. ARTIGAS	16.927
6	91 M. VANNUCCI	33.498	6	68 K. BEEKMANS	16.949
7	23 E. BARTOLINI	33.508	7	23 E. BARTOLINI	16.954
8	50 C. THOMPSON	33.511	8	65 F. FLEERACKERS	16.960
9	65 F. FLEERACKERS	33.514	9	18 B. IERACI	17.010
10	18 B. IERACI	33.551	10	73 F. SEABRIGHT	17.061
11	47 A. TORRES	33.620	11	47 A. TORRES	17.077
12	77 J. OSUNA	33.624	12	43 M. GAGGI	17.117
13	68 K. BEEKMANS	33.644	13	7 B. FERNANDEZ	17.123
14	98 T. BENETTI	33.736	14	71 L. VENEMAN	17.136
15	27 F. MULYA	33.745	15	27 F. MULYA	17.157
16	33 G. SANCHEZ	33.780	16	55 H. DESSOY	17.201
17	41 I. PERISTERAS	33.799	17	41 I. PERISTERAS	17.216
18	39 J. RISUENO	33.894	18	77 J. OSUNA	17.237
19	66 P. TONN	33.909	19	33 G. SANCHEZ	17.254
20	69 A. DI PERSIO	33.925	20	66 P. TONN	17.263
21	79 T. ALONSO	33.950	21	98 T. BENETTI	17.265
22	13 I. SCHUNSELAAR	33.980	22	26 M. GENNAI	17.278
23	26 M. GENNAI	33.980	23	21 T. SOVICKA	17.325
24	40 J. CORREA	33.982	24	69 A. DI PERSIO	17.343
25	92 G. CAZARD	34.003	25	93 A. AGASKA	17.367
26	89 T. AKSU	34.017	26	11 M. SORRENTI	17.368
27	12 H. MAIER	34.047	27	89 T. AKSU	17.376
28	21 T. SOVICKA	34.080	28	39 J. RISUENO	17.390
29	93 A. AGASKA	34.094	29	12 H. MAIER	17.401
30	16 A. FUERTES	34.142	30	16 A. FUERTES	17.416
31	71 L. VENEMAN	38.645	31	13 I. SCHUNSELAAR	17.445
32	73 F. SEABRIGHT	38.882	32	79 T. ALONSO	17.488
33	55 H. DESSOY	40.572	33	92 G. CAZARD	17.511
34	11 M. SORRENTI	40.754	34	40 J. CORREA	17.592

SEG. 3			SEG. 4		
1	91 M. VANNUCCI	28.295	1	65 F. FLEERACKERS	23.601
2	68 K. BEEKMANS	28.345	2	38 D. SALVADOR	23.688
3	18 B. IERACI	28.346	3	34 X. ARTIGAS	23.698
4	23 E. BARTOLINI	28.409	4	50 C. THOMPSON	23.701
5	38 D. SALVADOR	28.415	5	6 J. BUIS	23.744
6	6 J. BUIS	28.427	6	68 K. BEEKMANS	23.752
7	43 M. GAGGI	28.439	7	18 B. IERACI	23.782
8	34 X. ARTIGAS	28.445	8	23 E. BARTOLINI	23.785
9	65 F. FLEERACKERS	28.454	9	91 M. VANNUCCI	23.817
10	50 C. THOMPSON	28.464	10	47 A. TORRES	23.940
11	47 A. TORRES	28.490	11	43 M. GAGGI	23.972
12	7 B. FERNANDEZ	28.518	12	27 F. MULYA	23.995
13	77 J. OSUNA	28.539	13	41 I. PERISTERAS	24.078
14	26 M. GENNAI	28.547	14	77 J. OSUNA	24.093
15	27 F. MULYA	28.578	15	93 A. AGASKA	24.101
16	41 I. PERISTERAS	28.588	16	7 B. FERNANDEZ	24.118
17	69 A. DI PERSIO	28.635	17	26 M. GENNAI	24.184
18	33 G. SANCHEZ	28.644	18	69 A. DI PERSIO	24.210
19	98 T. BENETTI	28.652	19	12 H. MAIER	24.210
20	71 L. VENEMAN	28.674	20	92 G. CAZARD	24.211
21	89 T. AKSU	28.738	21	33 G. SANCHEZ	24.219
22	21 T. SOVICKA	28.740	22	13 I. SCHUNSELAAR	24.269
23	66 P. TONN	28.767	23	21 T. SOVICKA	24.271
24	13 I. SCHUNSELAAR	28.788	24	66 P. TONN	24.276
25	93 A. AGASKA	28.789	25	98 T. BENETTI	24.278
26	40 J. CORREA	28.789	26	79 T. ALONSO	24.313
27	79 T. ALONSO	28.820	27	39 J. RISUENO	24.335
28	92 G. CAZARD	28.862	28	89 T. AKSU	24.370
29	39 J. RISUENO	28.889	29	40 J. CORREA	24.392
30	73 F. SEABRIGHT	28.907	30	16 A. FUERTES	24.460
31	12 H. MAIER	28.912			
32	16 A. FUERTES	28.982			

18/04/2026

These data/results cannot be reproduced, stored and/or transmitted in whole or in part by any manner of electronic, mechanical, photocopying, recording, broadcasting or otherwise now known or herein after developed without the previous express consent by the copyright owner, except for reproduction in daily press and regular printed publications on sale to the public within 60 days of the event related to those data/results and always provided that copyright symbol appears together as follows below.

© DORNA WSBK ORGANIZATION Srl 2026



TT Circuit Assen 4.542 m

Pirelli Dutch Round, 17-19 April 2026
Lap Chart Race 1

1 / 4

	Lap											
	1	2	3	4	5	6	7	8	9	10	11	12
1	6	65	6	6	65	6	6	6	65	6	65	6
2	65	6	65	65	6	38	65	65	6	65	34	34
3	34	38	38	18	38	65	38	38	38	38	91	38
4	38	18	18	38	18	18	91	34	34	34	6	91
5	68	34	91	91	50	91	34	91	91	91	38	65
6	18	68	34	50	91	34	18	18	18	18	18	18
7	50	50	50	34	34	23	50	50	23	50	50	23
8	91	91	68	23	23	50	23	23	50	23	23	68
9	23	23	23	68	68	68	68	68	68	68	68	7
10	47	27	27	43	43	43	43	7	7	47	47	47
11	27	7	47	7	7	7	47	43	47	7	7	43
12	7	47	7	27	47	47	7	47	43	43	43	77
13	43	43	43	47	27	77	77	77	77	77	77	50
14	77	77	77	77	77	27	98	26	98	26	98	26
15	69	33	98	33	98	33	69	98	26	69	69	33
16	33	69	33	98	33	69	26	33	69	41	26	41
17	13	13	69	69	69	98	33	69	41	98	33	69
18	98	98	13	13	26	26	41	41	33	33	41	98
19	66	66	26	26	13	41	66	66	66	66	66	66
20	26	26	66	66	66	66	13	13	13	13	13	13
21	12	12	12	12	41	13	12	12	12	12	12	12
22	93	41	41	41	12	12	21	21	93	93	93	93
23	21	93	93	93	93	93	93	21	92	92	92	92
24	41	21	21	21	21	92	79	92	92	39	89	89
25	92	79	79	79	92	21	92	89	39	89	39	39
26	79	92	92	92	79	79	39	39	89	40	40	40
27	39	89	89	89	39	89	89	40	40	16	16	16
28	89	39	39	39	89	39	40	16	16			
29	40	40	40	40	40	40	27	27				
30	16	16	16	16	16	16						

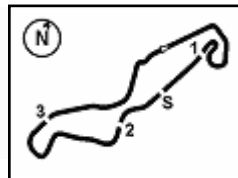
Final Result		
1	6 J. BUIS	Laps 12
2	34 X. ARTIGAS	0.065
3	38 D. SALVADOR	0.473
4	91 M. VANNUCCI	0.521
5	65 F. FLEERACKERS	0.526
6	18 B. IERACI	0.717
7	23 E. BARTOLINI	0.872
8	68 K. BEEKMANS	1.153
9	7 B. FERNANDEZ	9.868
10	47 A. TORRES	10.058
11	43 M. GAGGI	10.229
12	77 J. OSUNA	10.368
13	50 C. THOMPSON	10.483
14	26 M. GENNAI	23.280
15	33 G. SANCHEZ	23.405
16	41 I. PERISTERAS	23.492
17	69 A. DI PERSIO	23.690
18	98 T. BENETTI	23.741
19	66 P. TONN	24.086
20	13 I. SCHUNSELAAR	28.386
21	12 H. MAIER	28.834
22	93 A. AGASKA	29.000
23	92 G. CAZARD	30.788
24	89 T. AKSU	41.007
25	39 J. RISUENO	41.119
26	40 J. CORREA	52.131
27	16 A. FUERTES	1'02.146
28	27 F. MULYA	3 Laps
RET	21 T. SOVICKA	3 Laps
RET	79 T. ALONSO	5 Laps
RET	11 M. SORRENTI	
RET	71 L. VENEMAN	
RET	73 F. SEABRIGHT	
RET	55 H. DESSOY	

18/04/2026

These data/results cannot be reproduced, stored and/or transmitted in whole or in part by any manner of electronic, mechanical, photocopying, recording, broadcasting or otherwise now known or herein after developed without the previous express consent by the copyright owner, except for reproduction in daily press and regular printed publications on sale to the public within 60 days of the event related to those data/results and always provided that copyright symbol appears together as follows below.

© DORNA WSBK ORGANIZATION Srl 2026





TT Circuit Assen 4.542 m

Pirelli Dutch Round, 17-19 April 2026
Lap Chart Race 1

2 / 4

Lap 1

1	6 J.Buis	1'47.933
2	65 F.Fleerackers	0.295
3	34 X.Artigas	0.471
4	38 D.Salvador	0.744
5	68 K.Beekmans	1.034
6	18 B.Ieraci	1.142
7	50 C.Thompson	1.473
8	91 M.Vannucci	1.748
9	23 E.Bartolini	1.892
10	47 A.Torres	2.006
11	27 F.Mulya	2.152
12	7 B.Fernandez	2.274
13	43 M.Gaggi	2.494
14	77 J.Osuna	4.487
15	69 A.Di Persio	5.433
16	33 G.Sanchez	5.559
17	13 I.Schunselaar	6.155
18	98 T.Benetti	6.771
19	66 P.Tonn	7.246
20	26 M.Gennai	7.348
21	12 H.Maier	7.641
22	93 A.Agaska	8.109
23	21 T.Sovicka	8.239
24	41 I.Peristeras	8.372
25	92 G.Cazard	8.695
26	79 T.Alonso	8.843
27	39 J.Risueno	15.942
28	89 T.Aksu	16.142
29	40 J.Correa	28.366
30	16 A.Fuertes	30.939

Lap 2

1	65 F.Fleerackers	3'31.488
2	6 J.Buis	0.167
3	38 D.Salvador	0.293
4	18 B.Ieraci	0.697
5	34 X.Artigas	0.976
6	68 K.Beekmans	1.065
7	50 C.Thompson	1.196
8	91 M.Vannucci	1.284
9	23 E.Bartolini	1.332
10	27 F.Mulya	2.564
11	7 B.Fernandez	2.674
12	47 A.Torres	2.851
13	43 M.Gaggi	3.038
14	77 J.Osuna	4.791
15	33 G.Sanchez	6.735
16	69 A.Di Persio	6.995
17	13 I.Schunselaar	7.081
18	98 T.Benetti	7.496
19	66 P.Tonn	8.634
20	26 M.Gennai	8.771
21	12 H.Maier	9.101
22	41 I.Peristeras	9.486
23	93 A.Agaska	9.742
24	21 T.Sovicka	10.098
25	79 T.Alonso	11.100
26	92 G.Cazard	11.298
27	89 T.Aksu	18.388
28	39 J.Risueno	18.464
29	40 J.Correa	31.095
30	16 A.Fuertes	34.988

Lap 3

1	6 J.Buis	5'14.936
2	65 F.Fleerackers	0.099
3	38 D.Salvador	0.332
4	18 B.Ieraci	0.468
5	91 M.Vannucci	0.753
6	34 X.Artigas	0.866
7	50 C.Thompson	0.976
8	68 K.Beekmans	1.154

9	23 E.Bartolini	1.173
10	27 F.Mulya	2.824
11	47 A.Torres	2.967
12	7 B.Fernandez	3.131
13	43 M.Gaggi	3.176
14	77 J.Osuna	5.075
15	98 T.Benetti	7.989
16	33 G.Sanchez	8.074
17	69 A.Di Persio	8.320
18	13 I.Schunselaar	8.449
19	26 M.Gennai	9.764
20	66 P.Tonn	9.917
21	12 H.Maier	10.447
22	41 I.Peristeras	11.731
23	93 A.Agaska	11.832
24	21 T.Sovicka	12.179
25	79 T.Alonso	12.565
26	92 G.Cazard	12.757
27	89 T.Aksu	19.982
28	39 J.Risueno	20.681
29	40 J.Correa	33.349
30	16 A.Fuertes	38.190

Lap 4

1	6 J.Buis	6'58.124
2	65 F.Fleerackers	0.354
3	18 B.Ieraci	0.592
4	38 D.Salvador	0.627
5	91 M.Vannucci	0.838
6	50 C.Thompson	0.961
7	34 X.Artigas	1.080
8	23 E.Bartolini	1.303
9	68 K.Beekmans	1.629
10	43 M.Gaggi	3.788
11	7 B.Fernandez	4.042
12	27 F.Mulya	4.113
13	47 A.Torres	4.228
14	77 J.Osuna	5.596
15	33 G.Sanchez	9.369
16	98 T.Benetti	9.466
17	69 A.Di Persio	9.653
18	13 I.Schunselaar	10.303
19	26 M.Gennai	11.082
20	66 P.Tonn	11.526
21	12 H.Maier	12.212
22	41 I.Peristeras	12.551
23	93 A.Agaska	13.164
24	21 T.Sovicka	13.559
25	79 T.Alonso	14.290
26	92 G.Cazard	14.310
27	89 T.Aksu	22.146
28	39 J.Risueno	22.271
29	40 J.Correa	35.178
30	16 A.Fuertes	40.968

Lap 5

1	65 F.Fleerackers	8'41.702
2	6 J.Buis	0.259
3	38 D.Salvador	0.312
4	18 B.Ieraci	0.525
5	50 C.Thompson	0.710
6	91 M.Vannucci	0.801
7	34 X.Artigas	0.871
8	23 E.Bartolini	0.963
9	68 K.Beekmans	1.231
10	43 M.Gaggi	3.926
11	7 B.Fernandez	4.168
12	47 A.Torres	4.684
13	27 F.Mulya	5.130
14	77 J.Osuna	5.790
15	98 T.Benetti	10.754
16	33 G.Sanchez	11.014
17	69 A.Di Persio	11.152

18	26 M.Gennai	11.647
19	13 I.Schunselaar	11.888
20	66 P.Tonn	12.742
21	41 I.Peristeras	12.827
22	12 H.Maier	13.690
23	93 A.Agaska	14.919
24	21 T.Sovicka	15.341
25	92 G.Cazard	15.545
26	79 T.Alonso	15.726
27	39 J.Risueno	24.072
28	89 T.Aksu	24.217
29	40 J.Correa	36.971
30	16 A.Fuertes	43.126

Lap 6

1	6 J.Buis	10'25.215
2	38 D.Salvador	0.299
3	65 F.Fleerackers	0.345
4	18 B.Ieraci	0.524
5	91 M.Vannucci	0.615
6	34 X.Artigas	0.672
7	23 E.Bartolini	0.866
8	50 C.Thompson	1.011
9	68 K.Beekmans	1.205
10	43 M.Gaggi	3.975
11	7 B.Fernandez	4.119
12	47 A.Torres	4.458
13	77 J.Osuna	6.293
14	27 F.Mulya	7.369
15	33 G.Sanchez	11.975
16	69 A.Di Persio	12.209
17	98 T.Benetti	12.387
18	26 M.Gennai	12.469
19	41 I.Peristeras	13.670
20	66 P.Tonn	13.939
21	13 I.Schunselaar	14.003
22	12 H.Maier	15.581
23	93 A.Agaska	16.829
24	92 G.Cazard	17.484
25	21 T.Sovicka	17.736
26	79 T.Alonso	17.818
27	89 T.Aksu	26.401
28	39 J.Risueno	26.516
29	40 J.Correa	38.585
30	16 A.Fuertes	45.152

Lap 7

1	6 J.Buis	12'08.355
2	65 F.Fleerackers	0.130
3	38 D.Salvador	0.370
4	91 M.Vannucci	0.452
5	34 X.Artigas	0.509
6	18 B.Ieraci	0.787
7	50 C.Thompson	1.210
8	23 E.Bartolini	1.292
9	68 K.Beekmans	1.549
10	43 M.Gaggi	4.508
11	47 A.Torres	4.736
12	7 B.Fernandez	4.839
13	77 J.Osuna	7.247
14	98 T.Benetti	13.986
15	69 A.Di Persio	14.082
16	26 M.Gennai	14.205
17	33 G.Sanchez	14.398
18	41 I.Peristeras	15.054
19	66 P.Tonn	15.100
20	13 I.Schunselaar	15.731
21	12 H.Maier	18.081
22	21 T.Sovicka	19.386
23	93 A.Agaska	19.672
24	79 T.Alonso	19.958
25	92 G.Cazard	20.380
26	39 J.Risueno	28.860

27	89 T.Aksu	28.977
28	40 J.Correa	40.807
29	27 F.Mulya	40.885
30	16 A.Fuertes	47.775

Lap 8

1	6 J.Buis	13'51.500
2	65 F.Fleerackers	0.172
3	38 D.Salvador	0.399
4	34 X.Artigas	0.480
5	91 M.Vannucci	0.662
6	18 B.Ieraci	0.768
7	50 C.Thompson	1.022
8	23 E.Bartolini	1.102
9	68 K.Beekmans	1.423
10	7 B.Fernandez	5.352
11	43 M.Gaggi	5.424
12	47 A.Torres	5.591
13	77 J.Osuna	7.786
14	26 M.Gennai	15.846
15	98 T.Benetti	15.846
16	33 G.Sanchez	15.967
17	69 A.Di Persio	16.147
18	41 I.Peristeras	16.225
19	66 P.Tonn	16.372
20	13 I.Schunselaar	17.509
21	12 H.Maier	20.275
22	21 T.Sovicka	21.360
23	93 A.Agaska	21.413
24	92 G.Cazard	22.152
25	89 T.Aksu	31.628
26	39 J.Risueno	32.521
27	40 J.Correa	43.299
28	16 A.Fuertes	50.636
29	27 F.Mulya	

Lap 9

1	65 F.Fleerackers	15'34.247
2	6 J.Buis	0.254
3	38 D.Salvador	0.488
4	34 X.Artigas	0.533
5	91 M.Vannucci	0.676
6	18 B.Ieraci	1.035
7	23 E.Bartolini	1.473
8	50 C.Thompson	1.558
9	68 K.Beekmans	1.800
10	7 B.Fernandez	6.665
11	47 A.Torres	6.824
12	43 M.Gaggi	7.157
13	77 J.Osuna	8.725
14	98 T.Benetti	17.784
15	26 M.Gennai	17.849
16	69 A.Di Persio	17.981
17	41 I.Peristeras	18.172
18	33 G.Sanchez	18.355
19	66 P.Tonn	18.895
20	13 I.Schunselaar	20.539
21	12 H.Maier	22.596
22	93 A.Agaska	23.589
23	21 T.Sovicka	23.898
24	92 G.Cazard	24.308
25	39 J.Risueno	34.818
26	89 T.Aksu	35.460
27	40 J.Correa	46.045
28	16 A.Fuertes	53.465
29	27 F.Mulya	

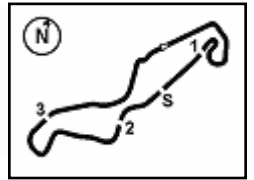
Lap 10

1	6 J.Buis	17'17.327
2	65 F.Fleerackers	0.040
3	38 D.Salvador	0.247
4	34 X.Artigas	0.334
5	91 M.Vannucci	0.508

18/04/2026

These data/results cannot be reproduced, stored and/or transmitted in whole or in part by any manner of electronic, mechanical, photocopying, recording, broadcasting or otherwise now known or herein after developed without the previous express consent by the copyright owner, except for reproduction in daily press and regular printed publications on sale to the public within 60 days of the event related to those data/results and always provided that copyright symbol appears together as follows below.

© DORNA WSBK ORGANIZATION Srl 2026



TT Circuit Assen 4.542 m

3 / 4

Pirelli Dutch Round, 17-19 April 2026
Lap Chart Race 1

6	18 B.Ieraci	0.897	21	12 H.Maier	28.834
7	50 C.Thompson	1.184	22	93 A.Agaska	29.000
8	23 E.Bartolini	1.377	23	92 G.Cazard	30.788
9	68 K.Beekmans	1.690	24	89 T.Aksu	41.007
10	47 A.Torres	7.574	25	39 J.Risueno	41.119
11	7 B.Fernandez	7.745	26	40 J.Correa	52.131
12	43 M.Gaggi	8.441	27	16 A.Fuertes	1'02.146
13	77 J.Osuna	9.327			
14	26 M.Gennai	19.594			
15	69 A.Di Persio	19.889			
16	41 I.Peristeras	20.325			
17	98 T.Benetti	20.348			
18	33 G.Sanchez	20.431			
19	66 P.Tonn	20.874			
20	13 I.Schunselaar	23.033			
21	12 H.Maier	25.182			
22	93 A.Agaska	25.589			
23	92 G.Cazard	26.464			
24	39 J.Risueno	36.824			
25	89 T.Aksu	36.994			
26	40 J.Correa	48.083			
27	16 A.Fuertes	56.392			

Lap 11

1	65 F.Fleerackers	19'00.839
2	34 X.Artigas	0.187
3	91 M.Vannucci	0.325
4	6 J.Buis	0.428
5	38 D.Salvador	0.560
6	18 B.Ieraci	0.929
7	50 C.Thompson	0.961
8	23 E.Bartolini	1.055
9	68 K.Beekmans	1.360
10	47 A.Torres	8.040
11	7 B.Fernandez	8.130
12	43 M.Gaggi	8.185
13	77 J.Osuna	9.625
14	98 T.Benetti	21.630
15	69 A.Di Persio	21.711
16	26 M.Gennai	21.771
17	33 G.Sanchez	21.906
18	41 I.Peristeras	22.103
19	66 P.Tonn	22.490
20	13 I.Schunselaar	25.663
21	12 H.Maier	26.949
22	93 A.Agaska	27.110
23	92 G.Cazard	28.535
24	89 T.Aksu	38.838
25	39 J.Risueno	39.465
26	40 J.Correa	49.402
27	16 A.Fuertes	58.752

Lap 12

1	6 J.Buis	20'44.315
2	34 X.Artigas	0.065
3	38 D.Salvador	0.473
4	91 M.Vannucci	0.521
5	65 F.Fleerackers	0.526
6	18 B.Ieraci	0.717
7	23 E.Bartolini	0.872
8	68 K.Beekmans	1.153
9	7 B.Fernandez	9.868
10	47 A.Torres	10.058
11	43 M.Gaggi	10.229
12	77 J.Osuna	10.368
13	50 C.Thompson	10.483
14	26 M.Gennai	23.280
15	33 G.Sanchez	23.405
16	41 I.Peristeras	23.492
17	69 A.Di Persio	23.690
18	98 T.Benetti	23.741
19	66 P.Tonn	24.086
20	13 I.Schunselaar	28.386

18/04/2026

These data/results cannot be reproduced, stored and/or transmitted in whole or in part by any manner of electronic, mechanical, photocopying, recording, broadcasting or otherwise now known or herein after developed without the previous express consent by the copyright owner, except for reproduction in daily press and regular printed publications on sale to the public within 60 days of the event related to those data/results and always provided that copyright symbol appears together as follows below.

© DORNA WSBK ORGANIZATION Srl 2026

Pirelli Dutch Round, 17-19 April 2026
Lap Chart Race 1

Race Pace Comparison

	6 Bui	34 Art	38 Sal	91 Van	65 Fle	18 Ier	23 Bar	68 Bee	7 Fer	47 Tor	43 Gag	77 Osu	50 Tho	26 Gen
1	1'47.933	1'48.404	1'48.677	1'49.681	1'48.228	1'49.075	1'49.825	1'48.967	1'50.207	1'49.939	1'50.427	1'52.420	1'49.406	1'55.281
2	1'43.722	1'44.060	1'43.104	1'43.091	1'43.260	1'43.110	1'42.995	1'43.586	1'43.955	1'44.400	1'44.099	1'43.859	1'43.278	1'44.978
3	1'43.281	1'43.338	1'43.487	1'42.917	1'43.547	1'43.219	1'43.289	1'43.537	1'43.905	1'43.564	1'43.586	1'43.732	1'43.228	1'44.441
4	1'43.188	1'43.402	1'43.483	1'43.273	1'43.443	1'43.312	1'43.318	1'43.663	1'44.099	1'44.449	1'43.800	1'43.709	1'43.173	1'44.506
5	1'43.837	1'43.369	1'43.263	1'43.541	1'43.224	1'43.511	1'43.238	1'43.180	1'43.704	1'44.034	1'43.716	1'43.772	1'43.327	1'44.143
6	1'43.254	1'43.314	1'43.500	1'43.327	1'43.858	1'43.512	1'43.416	1'43.487	1'43.464	1'43.287	1'43.562	1'44.016	1'43.814	1'44.335
7	1'43.140	1'42.977	1'43.211	1'42.977	1'42.925	1'43.403	1'43.566	1'43.484	1'43.860	1'43.418	1'43.673	1'44.094	1'43.339	1'44.876
8	1'43.145	1'43.116	1'43.174	1'43.355	1'43.187	1'43.126	1'42.955	1'43.019	1'43.658	1'44.000	1'44.061	1'43.684	1'42.957	1'44.786
9	1'43.001	1'42.800	1'42.836	1'42.761	1'42.575	1'43.014	1'43.118	1'43.124	1'44.060	1'43.980	1'44.480	1'43.686	1'43.283	1'44.750
10	1'42.826	1'42.881	1'42.839	1'42.912	1'43.120	1'42.942	1'42.984	1'42.970	1'44.160	1'43.830	1'44.364	1'43.682	1'42.706	1'44.825
11	1'43.940	1'43.365	1'43.825	1'43.329	1'43.472	1'43.544	1'43.190	1'43.182	1'43.897	1'43.978	1'43.256	1'43.810	1'43.289	1'45.689
12	1'43.048	1'43.354	1'43.389	1'43.672	1'44.002	1'43.264	1'43.293	1'43.269	1'45.214	1'45.494	1'45.520	1'44.219	1'52.998	1'44.985

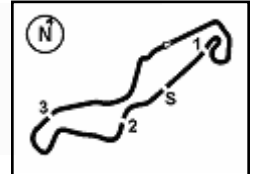
	33 San	41 Per	69 DiP	98 Ben	66 Ton	13 Sch	12 Mai	93 Aga	92 Caz	89 Aks	39 Ris	40 Cor	16 Fue	27 Mul
1	1'53.492	1'56.305	1'53.366	1'54.704	1'55.179	1'54.088	1'55.574	1'56.042	1'56.628	2'04.075	2'03.875	2'16.299	2'18.872	1'50.085
2	1'44.731	1'44.669	1'45.117	1'44.280	1'44.943	1'44.481	1'45.015	1'45.188	1'46.158	1'45.801	1'46.077	1'46.284	1'47.604	1'43.967
3	1'44.787	1'45.693	1'44.773	1'43.941	1'44.731	1'44.816	1'44.794	1'45.538	1'44.907	1'45.042	1'45.665	1'45.702	1'46.650	1'43.708
4	1'44.483	1'44.008	1'44.521	1'44.665	1'44.797	1'45.042	1'44.953	1'44.520	1'44.741	1'45.352	1'44.778	1'45.017	1'45.966	1'44.477
5	1'45.223	1'43.854	1'45.077	1'44.866	1'44.794	1'45.163	1'45.056	1'45.333	1'44.813	1'45.649	1'45.379	1'45.371	1'45.736	1'44.595
6	1'44.474	1'44.356	1'44.570	1'45.146	1'44.710	1'45.628	1'45.404	1'45.423	1'45.452	1'45.697	1'45.957	1'45.127	1'45.539	1'45.752
7	1'45.563	1'44.524	1'45.013	1'44.739	1'44.301	1'44.868	1'45.640	1'45.983	1'46.036	1'45.716	1'45.484	1'45.362	1'45.763	2'16.656
8	1'44.714	1'44.316	1'45.210	1'45.005	1'44.417	1'44.923	1'45.339	1'44.886	1'44.917	1'45.796	1'46.806	1'45.637	1'46.006	6'23.537
9	1'45.135	1'44.694	1'44.581	1'44.685	1'45.270	1'45.777	1'45.068	1'44.923	1'44.903	1'46.579	1'45.044	1'45.493	1'45.576	1'45.669
10	1'45.156	1'45.233	1'44.988	1'45.644	1'45.059	1'45.574	1'45.666	1'45.080	1'45.236	1'44.614	1'45.086	1'45.118	1'46.007	
11	1'44.987	1'45.290	1'45.334	1'44.794	1'45.128	1'46.142	1'45.279	1'45.033	1'45.583	1'45.356	1'46.153	1'44.831	1'45.872	
12	1'44.975	1'44.865	1'45.455	1'45.587	1'45.072	1'46.199	1'45.361	1'45.366	1'45.729	1'45.645	1'45.130	1'46.205	1'46.870	

	21 Sov	79 Alo
1	1'56.172	1'56.776
2	1'45.414	1'45.812
3	1'45.529	1'44.913
4	1'44.568	1'44.913
5	1'45.360	1'45.014
6	1'45.908	1'45.605
7	1'44.790	1'45.280
8	1'45.119	
9	1'45.285	

18/04/2026

These data/results cannot be reproduced, stored and/or transmitted in whole or in part by any manner of electronic, mechanical, photocopying, recording, broadcasting or otherwise now known or herein after developed without the previous express consent by the copyright owner, except for reproduction in daily press and regular printed publications on sale to the public within 60 days of the event related to those data/results and always provided that copyright symbol appears together as follows below.

© DORNA WSBK ORGANIZATION Srl 2026



TT Circuit Assen 4.542 m

**Pirelli Dutch Round, 17-19 April 2026
Chronological Analysis Race 1**

Start at 13:00'39.369

1 / 4

1° 6 J. BUIS [1'42.826]							
Lap	Seg1	Seg2	Seg3	Seg4	Lap Time	km/h	Local Time
1		17.068	28.734	23.744	1'47.933	219,1	13:02'27.302
2	33.777	17.258	28.507	24.180	1'43.722C	210,5	13:04'11.024
3	33.695	17.166	28.599	23.821	1'43.281	220,0	13:05'54.305
4	33.455	17.155	28.704	23.874	1'43.188	212,6	13:07'37.493
5	33.593	17.270	28.588	24.386	1'43.837	210,5	13:09'21.330
6	33.674	17.193	28.544	23.843	1'43.254	212,6	13:11'04.584
7	33.480	17.155	28.570	23.935	1'43.140	212,6	13:12'47.724
8	33.637	17.105	28.544	23.859	1'43.145C	213,9	13:14'30.869
9	33.436	17.093	28.515	23.957	1'43.001	214,7	13:16'13.870
10	33.498	17.125	28.448	23.755	1'42.826	221,3	13:17'56.696
11	33.999	17.483	28.427	24.031	1'43.940	213,0	13:19'40.636
12	33.777	16.897	28.514	23.860	1'43.048	225,9	13:21'23.684
Race Time 20'44.315							

2° 34 X. ARTIGAS [1'42.800]							
Lap	Seg1	Seg2	Seg3	Seg4	Lap Time	km/h	Local Time
1		17.437	28.957	24.007	1'48.404	210,1	13:02'27.773
2	33.760	17.193	28.618	24.489	1'44.060C	216,9	13:04'11.833
3	33.481	17.079	28.609	24.169	1'43.338	219,1	13:05'55.171
4	33.536	17.070	28.781	24.015	1'43.402	223,1	13:07'38.573
5	33.674	17.070	28.562	24.063	1'43.369	220,0	13:09'21.942
6	33.635	17.143	28.523	24.013	1'43.314	220,4	13:11'05.256
7	33.850	16.960	28.469	23.698	1'42.977	223,6	13:12'48.233
8	33.772	17.009	28.626	23.709	1'43.116	221,8	13:14'31.349
9	33.477	16.927	28.503	23.893	1'42.800	218,2	13:16'14.149
10	33.409	17.059	28.557	23.856	1'42.881	220,4	13:17'57.030
11	33.864	17.195	28.445	23.861	1'43.365	223,1	13:19'40.395
12			28.585	23.754	1'43.354	212,6	13:21'23.749
Race Time 20'44.380							

3° 38 D. SALVADOR [1'42.836]							
Lap	Seg1	Seg2	Seg3	Seg4	Lap Time	km/h	Local Time
1		17.085	28.920	24.150	1'48.677	216,4	13:02'28.046
2	33.636	17.046	28.436	23.986	1'43.104C	220,0	13:04'11.150
3	33.745	17.149	28.596	23.997	1'43.487	217,7	13:05'54.637
4	33.627	17.107	28.615	24.134	1'43.483	217,3	13:07'38.120
5	33.837	16.933	28.484	24.009	1'43.263	217,7	13:09'21.383
6	33.546	17.389	28.523	24.042	1'43.500	214,3	13:11'04.883
7	33.566	17.226	28.534	23.885	1'43.211	214,3	13:12'48.094
8	33.471	17.190	28.485	24.028	1'43.174	216,4	13:14'31.268
9	33.746	16.916	28.415	23.759	1'42.836	220,0	13:16'14.104
10	33.615	16.984	28.552	23.688	1'42.839	220,4	13:17'56.943
11	33.697	17.621	28.473	24.034	1'43.825	216,4	13:19'40.768
12	33.836	16.977	28.597	23.979	1'43.389	217,7	13:21'24.157
Race Time 20'44.788							

4° 91 M. VANNUCCI [1'42.761]							
Lap	Seg1	Seg2	Seg3	Seg4	Lap Time	km/h	Local Time
1		16.924	28.759	24.618	1'49.681	221,8	13:02'29.050
2	33.624	17.005	28.521	23.941	1'43.091C	216,9	13:04'12.141
3	33.740	16.923	28.364	23.890	1'42.917	217,7	13:05'55.058
4	33.540	16.960	28.586	24.187	1'43.273	221,3	13:07'38.331
5	33.503	17.049	28.766	24.223	1'43.541	216,9	13:09'21.872
6	33.498	17.190	28.527	24.112	1'43.327	213,9	13:11'05.199
7	33.764	16.863	28.475	23.875	1'42.977	217,7	13:12'48.176
8	33.678	17.017	28.808	23.852	1'43.355	221,3	13:14'31.531
9	33.661	16.988	28.295	23.817	1'42.761	221,8	13:16'14.292
10	33.663	16.873	28.495	23.881	1'42.912	219,5	13:17'57.204
11	33.814	16.917	28.483	24.115	1'43.329	225,0	13:19'40.533
12	33.782	17.201	28.546	24.143	1'43.672	219,1	13:21'24.205
Race Time 20'44.836							

5° 65 F. FLEERACKERS [1'42.575]							
Lap	Seg1	Seg2	Seg3	Seg4	Lap Time	km/h	Local Time
1		17.138	28.816	24.155	1'48.228	215,6	13:02'27.597

2	33.645	17.327	28.376	23.912	1'43.260C	215,6	13:04'10.857
3	33.626	17.280	28.628	24.013	1'43.547	215,6	13:05'54.404
4	33.588	17.172	28.818	23.865	1'43.443	219,1	13:07'37.847
5	33.525	17.187	28.538	23.974	1'43.224	217,3	13:09'21.071
6	33.594	17.309	28.651	24.304	1'43.858	214,7	13:11'04.929
7	33.671	16.960	28.541	23.753	1'42.925	217,7	13:12'47.854
8	33.813	17.019	28.625	23.730	1'43.187	216,4	13:14'31.041
9	33.550	16.970	28.454	23.601	1'42.575	221,3	13:16'13.616
10	33.514	17.219	28.508	23.879	1'43.120	216,4	13:17'56.736
11	33.576	17.214	28.659	24.023	1'43.472	216,9	13:19'40.208
12	33.622	17.303	28.613	24.464	1'44.002	213,0	13:21'24.210
Race Time 20'44.841							

6° 18 B. IERACI [1'42.942]							
Lap	Seg1	Seg2	Seg3	Seg4	Lap Time	km/h	Local Time
1		17.237	28.627	23.942	1'49.075	216,0	13:02'28.444
2	33.551	17.136	28.336	24.087	1'43.110C	215,6	13:04'11.554
3	33.569	17.055	28.550	24.045	1'43.219	217,7	13:05'54.773
4	33.662	17.125	28.702	23.823	1'43.312	220,0	13:07'38.085
5	33.555	17.150	28.681	24.125	1'43.511	214,7	13:09'21.596
6	33.698	17.190	28.523	24.101	1'43.512	217,3	13:11'05.108
7	33.774	17.319	28.497	23.813	1'43.403	216,0	13:12'48.511
8	33.770	17.128	28.446	23.782	1'43.126	218,2	13:14'31.637
9	33.825	17.010	28.346	23.833	1'43.014	217,7	13:16'14.651
10	33.555	17.073	28.465	23.849	1'42.942	218,2	13:17'57.593
11	33.636	17.165	28.560	24.183	1'43.544	219,5	13:19'41.137
12	33.683	17.084	28.424	24.073	1'43.264	216,9	13:21'24.401
Race Time 20'45.032							

7° 23 E. BARTOLINI [1'42.955]							
Lap	Seg1	Seg2	Seg3	Seg4	Lap Time	km/h	Local Time
1		17.263	28.598	24.189	1'49.825	213,9	13:02'29.194
2	33.675	17.062	28.458	23.800	1'42.995C	218,2	13:04'12.189
3	33.970	17.125	28.409	23.785	1'43.289	221,8	13:05'55.478
4	33.626	17.068	28.509	24.115	1'43.318	216,4	13:07'38.796
5	33.658	17.055	28.534	23.991	1'43.238	216,0	13:09'22.034
6	33.854	17.050	28.650	23.862	1'43.416	216,9	13:11'05.450
7	34.135	17.012	28.552	23.867	1'43.566	219,5	13:12'49.016
8	33.724	16.954	28.439	23.838	1'42.955	219,5	13:14'31.971
9	33.641	17.009	28.523	23.945	1'43.118	219,5	13:16'15.089
10	33.508	17.008	28.471	23.997	1'42.984	216,4	13:17'58.073
11	33.594	17.038	28.509	24.049	1'43.190	217,7	13:19'41.263
12	33.782	16.980	28.417	24.114	1'43.293	218,6	13:21'24.556
Race Time 20'45.187							

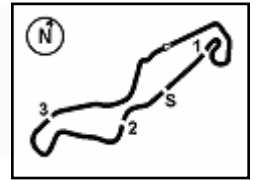
8° 68 K. BEEKMANS [1'42.970]							
Lap	Seg1	Seg2	Seg3	Seg4	Lap Time	km/h	Local Time
1		17.160	28.695	24.163	1'48.967	216,9	13:02'28.336
2	33.872	17.203	28.380	24.131	1'43.586C	216,0	13:04'11.922
3	34.113	16.949	28.374	24.101	1'43.537	217,7	13:05'55.459
4	33.868	17.057	28.474	24.264	1'43.663	216,9	13:07'39.122
5	33.644	17.112	28.489	23.935	1'43.180	213,9	13:09'22.302
6	33.813	17.088	28.602	23.984	1'43.487	216,0	13:11'05.789
7	33.943	16.980	28.701	23.860	1'43.484	218,2	13:12'49.273
8	33.763	17.009	28.495	23.752	1'43.019	218,2	13:14'32.292
9	33.764	17.206	28.345	23.809	1'43.124	220,0	13:16'15.416
10	33.663	16.991	28.493	23.823	1'42.970	218,6	13:17'58.386
11	33.705	17.023	28.509	23.945	1'43.182	216,4	13:19'41.568
12	33.757	17.045	28.470	23.997	1'43.269	215,1	13:21'24.837
Race Time 20'45.468							

9° 7 B. FERNANDEZ [1'43.464]							
Lap	Seg1	Seg2	Seg3	Seg4	Lap Time	km/h	Local Time
1		17.160	28.586	24.319	1'50.207	222,2	13:02'29.576
2	33.994	17.159	28.651	24.151	1'43.955C	222,7	13:04'13.531
3	33.777	17.200	28.560	24.368	1'43.905	222,2	13:05'57.436
4	33.761	17.264	28.818	24.256	1'44.099	224,5	13:07'41.535

18/04/2026 P = Pits In/Out - C = Lap Time Cancelled

These data/results cannot be reproduced, stored and/or transmitted in whole or in part by any manner of electronic, mechanical, photocopying, recording, broadcasting or otherwise now known or herein after developed without the previous express consent by the copyright owner, except for reproduction in daily press and regular printed publications on sale to the public within 60 days of the event related to those data/results and always provided that copyright symbol appears together as follows below.

© DORNA WSBK ORGANIZATION Srl 2026



TT Circuit Assen 4.542 m

Pirelli Dutch Round, 17-19 April 2026
Chronological Analysis Race 1

Start at 13:00'39.369

2 / 4

5	33.498	17.301	28.764	24.141	1'43.704	218,6	13:09'25.239
6	33.457	17.348	28.518	24.141	1'43.464	217,3	13:11'08.703
7	33.624	17.343	28.589	24.304	1'43.860	218,2	13:12'52.563
8	33.691	17.324	28.525	24.118	1'43.658	221,8	13:14'36.221
9	33.988	17.123	28.826	24.123	1'44.060	222,7	13:16'20.281
10	33.753	17.410	28.729	24.268	1'44.160	213,4	13:18'04.441
11	33.863	17.144	28.617	24.273	1'43.897	216,9	13:19'48.338
12	33.905	17.776	29.334	24.199	1'45.214	211,8	13:21'33.552

Race Time 20'54.183

8	33.586	16.989	28.481	23.901	1'42.957	220,4	13:14'31.891
9	33.906	16.915	28.599	23.863	1'43.283	221,3	13:16'15.174
10	33.593	16.948	28.464	23.701	1'42.706	221,8	13:17'57.880
11	33.511	17.103	28.518	24.157	1'43.289	223,1	13:19'41.169
12	33.741		24.200	1'52.998	222,7	13:21'34.167	

Race Time 20'54.798

10° 47 A. TORRES [1'43.287]							
Lap	Seg1	Seg2	Seg3	Seg4	Lap Time	km/h	Local Time
1		17.314	29.116	24.470	1'49.939	218,2	13:02'29.308
2	34.592	17.117	28.485	24.206	1'44.400C	220,0	13:04'13.708
3	33.864	17.270	28.490	23.940	1'43.564	216,4	13:05'57.272
4	34.026	17.273	28.845	24.305	1'44.449	225,5	13:07'41.721
5	34.122	17.123	28.593	24.196	1'44.034	213,0	13:09'25.755
6	33.639	17.156	28.536	23.956	1'43.287	216,0	13:11'09.042
7	33.694	17.077	28.604	24.043	1'43.418	219,1	13:12'52.460
8	33.620	17.277	28.628	24.475	1'44.000	220,0	13:14'36.460
9	33.847	17.324	28.739	24.070	1'43.980	217,3	13:16'20.440
10	33.753	17.150	28.757	24.170	1'43.830	218,2	13:18'04.270
11	33.774	17.259	28.667	24.278	1'43.978	213,9	13:19'48.248
12	34.328	17.770	29.123	24.273	1'45.494	218,6	13:21'33.742

Race Time 20'54.373

14° 26 M. GENNAI [1'44.143]							
Lap	Seg1	Seg2	Seg3	Seg4	Lap Time	km/h	Local Time
1		17.447	31.511	24.342	1'55.281C	215,1	13:02'34.650
2	34.141	17.530	28.863	24.444	1'44.978C	211,8	13:04'19.628
3	34.063	17.319	28.766	24.293	1'44.441	211,8	13:06'04.069
4	34.092	17.424	28.691	24.299	1'44.506	210,1	13:07'48.575
5	33.980	17.415	28.547	24.201	1'44.143	208,5	13:09'32.718
6	34.000	17.474	28.623	24.238	1'44.335	208,9	13:11'17.053
7	34.068	17.533	28.886	24.389	1'44.876	211,8	13:13'01.929
8	34.079	17.498	28.599	24.610	1'44.786C	209,7	13:14'46.715
9	34.443	17.278	28.678	24.351	1'44.750	215,1	13:16'31.465
10	34.196	17.598	28.847	24.184	1'44.825	206,9	13:18'16.290
11	34.366	17.945	28.762	24.616	1'45.689	199,3	13:20'01.979
12	34.345	17.430	28.859	24.351	1'44.985	210,9	13:21'46.964

Race Time 21'07.595

11° 43 M. GAGGI [1'43.256]							
Lap	Seg1	Seg2	Seg3	Seg4	Lap Time	km/h	Local Time
1		17.223	28.674	24.322	1'50.427	221,8	13:02'29.796
2	34.025	17.427	28.415	24.232	1'44.099C	219,5	13:04'13.895
3	33.646	17.426	28.439	24.075	1'43.586	217,7	13:05'57.481
4	33.573	17.293	28.853	24.081	1'43.800	221,8	13:07'41.281
5	33.472	17.546	28.726	23.972	1'43.716	210,1	13:09'24.997
6	33.473	17.454	28.558	24.077	1'43.562	209,7	13:11'08.559
7	33.594	17.366	28.660	24.053	1'43.673	210,5	13:12'52.232
8	33.626	17.733	28.609	24.093	1'44.061	210,9	13:14'36.293
9	33.717	17.615	28.826	24.322	1'44.480	212,2	13:16'20.773
10	33.675	17.390	28.744	24.555	1'44.364	216,0	13:18'05.137
11	33.533	17.117	28.507	24.099	1'43.256	215,1	13:19'48.393
12	33.981	17.825	29.057	24.657	1'45.520	212,2	13:21'33.913

Race Time 20'54.544

15° 33 G. SANCHEZ [1'44.474]							
Lap	Seg1	Seg2	Seg3	Seg4	Lap Time	km/h	Local Time
1		17.721	30.056	24.508	1'53.492C	225,0	13:02'32.861
2	34.142	17.471	28.737	24.381	1'44.731C	218,2	13:04'17.592
3	33.894	17.490	28.845	24.558	1'44.787	211,4	13:06'02.379
4	34.009	17.421	28.774	24.279	1'44.483	217,7	13:07'46.862
5	34.335	17.570	28.765	24.553	1'45.223	213,0	13:09'32.085
6	33.780	17.570	28.843	24.281	1'44.474	214,7	13:11'16.559
7	34.000	17.872	29.244	24.447	1'45.563	212,6	13:13'02.122
8	34.106	17.604	28.690	24.314	1'44.714	218,2	13:14'46.836
9	34.137	17.586	28.645	24.767	1'45.135	214,7	13:16'31.971
10	34.501	17.254	28.644	24.757	1'45.156	220,0	13:18'17.127
11	34.419	17.459	28.843	24.266	1'44.987	217,7	13:20'02.114
12	34.382	17.439	28.935	24.219	1'44.975	216,9	13:21'47.089

Race Time 21'07.720

12° 77 J. OSUNA [1'43.682]							
Lap	Seg1	Seg2	Seg3	Seg4	Lap Time	km/h	Local Time
1		17.616	29.483	24.298	1'52.420	221,8	13:02'31.789
2	33.666	17.392	28.496	24.305	1'43.859C	211,4	13:04'15.648
3	33.681	17.326	28.539	24.186	1'43.732	211,8	13:05'59.380
4	33.637	17.240	28.610	24.222	1'43.709	212,2	13:07'43.089
5	33.711	17.257	28.619	24.185	1'43.772	211,8	13:09'26.861
6	33.708	17.392	28.656	24.260	1'44.016	213,9	13:11'10.877
7	33.775	17.426	28.657	24.236	1'44.094	211,4	13:12'54.971
8	33.624	17.287	28.636	24.137	1'43.684	211,8	13:14'38.655
9	33.683	17.259	28.651	24.093	1'43.686	213,4	13:16'22.341
10	33.676	17.252	28.625	24.129	1'43.682	213,9	13:18'06.023
11	33.709	17.237	28.693	24.171	1'43.810	213,0	13:19'49.833
12	33.745	17.388	28.891	24.195	1'44.219	212,6	13:21'34.052

Race Time 20'54.683

16° 41 I. PERISTERAS [1'43.854]							
Lap	Seg1	Seg2	Seg3	Seg4	Lap Time	km/h	Local Time
1		17.596	31.875	24.338	1'56.305C	222,2	13:02'35.674
2	34.395	17.249	28.848	24.177	1'44.669C	218,2	13:04'20.343
3	34.984	17.612	28.807	24.290	1'45.693	213,4	13:06'06.036
4	33.799	17.322	28.794	24.093	1'44.008	216,4	13:07'50.044
5	33.907	17.216	28.653	24.078	1'43.854	216,4	13:09'33.898
6	33.814	17.372	28.716	24.454	1'44.356	217,7	13:11'18.254
7	33.941	17.399	28.829	24.355	1'44.524	215,1	13:13'02.778
8	33.863	17.333	28.715	24.405	1'44.316	219,1	13:14'47.094
9	34.416	17.324	28.763	24.191	1'44.694	220,4	13:16'31.788
10	34.456	17.309	28.663	24.805	1'45.233	217,7	13:18'17.021
11	34.064	17.614	29.086	24.526	1'45.290	216,4	13:20'02.311
12	34.397	17.394	28.588	24.486	1'44.865	220,4	13:21'47.176

Race Time 21'07.807

13° 50 C. THOMPSON [1'42.706]							
Lap	Seg1	Seg2	Seg3	Seg4	Lap Time	km/h	Local Time
1		17.128	28.752	24.074	1'49.406	225,9	13:02'28.775
2	33.556	17.146	28.485	24.091	1'43.278C	222,2	13:04'12.053
3	33.537	16.973	28.534	24.184	1'43.228	219,5	13:05'55.281
4	33.560	16.940	28.621	24.052	1'43.173	222,2	13:07'38.454
5	33.641	16.999	28.626	24.061	1'43.327	216,4	13:09'21.781
6	33.918	17.124	28.821	23.951	1'43.814	219,5	13:11'05.595
7	33.801	17.040	28.516	23.982	1'43.339	218,2	13:12'48.934

17° 69 A. DI PERSIO [1'44.521]							
Lap	Seg1	Seg2	Seg3	Seg4	Lap Time	km/h	Local Time
1		17.443	30.606	24.454	1'53.366C	225,5	13:02'32.735
2	34.052	17.894	28.711	24.460	1'45.117C	211,8	13:04'17.852
3	34.009	17.651	28.903	24.210	1'44.773	210,5	13:06'02.625
4	34.021	17.491	28.648	24.361	1'44.521	219,1	13:07'47.146
5	34.300	17.513	28.769	24.495	1'45.077	217,3	13:09'32.223
6	33.925	17.510	28.701	24.434	1'44.570	216,4	13:11'16.793
7	33.971	17.497	28.906	24.639	1'45.013	219,5	13:13'01.806
8	34.316	17.527	28.763	24.604	1'45.210	217,3	13:14'47.016
9	34.322	17.343	28.635	24.281	1'44.581	220,9	13:16'31.597
10	34.407	17.373	28.803	24.405	1'44.988	216,0	13:18'16.585

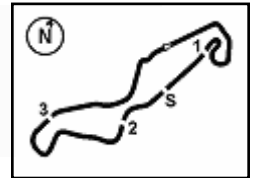
18/04/2026

P = Pits In/Out - C = Lap Time Cancelled

These data/results cannot be reproduced, stored and/or transmitted in whole or in part by any manner of electronic, mechanical, photocopying, recording, broadcasting or otherwise now known or herein after developed without the previous express consent by the copyright owner, except for reproduction in daily press and regular printed publications on sale to the public within 60 days of the event related to those data/results and always provided that copyright symbol appears together as follows below.

© DORNA WSBK ORGANIZATION Srl 2026





TT Circuit Assen 4.542 m

Pirelli Dutch Round, 17-19 April 2026
Chronological Analysis Race 1

Start at 13:00'39.369

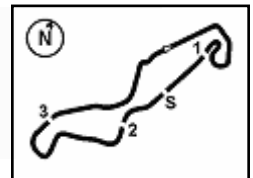
3 / 4

18° 98 T. BENETTI [1'43.941]								22° 93 A. AGASHA [1'44.520]							
Lap	Seg1	Seg2	Seg3	Seg4	Lap Time	km/h	Local Time	Lap	Seg1	Seg2	Seg3	Seg4	Lap Time	km/h	Local Time
1		17.569	30.713	24.343	1'54.704C	215,1	13:02'34.073	1		17.924	31.463	24.592	1'56.042C	217,3	13:02'35.411
2	33.982	17.332	28.743	24.223	1'44.280C	216,0	13:04'18.353	2	34.513	17.582	28.888	24.205	1'45.188C	217,7	13:04'20.599
3	33.736	17.265	28.662	24.278	1'43.941	213,4	13:06'02.294	3	34.696	17.778	28.892	24.172	1'45.538	212,2	13:06'06.137
4	33.839	17.534	28.840	24.452	1'44.665	213,0	13:07'46.959	4	34.136	17.367	28.789	24.228	1'44.520	218,6	13:07'50.657
5	34.020	17.544	28.870	24.432	1'44.866	209,3	13:09'31.825	5	34.395	17.600	29.011	24.327	1'45.333	214,3	13:09'35.990
6	33.854	17.590	28.925	24.777	1'45.146	210,1	13:11'16.971	6	34.230	17.703	29.161	24.329	1'45.423	215,1	13:11'21.413
7	33.933	17.558	28.876	24.372	1'44.739	214,3	13:13'01.710	7	34.450	17.787	29.079	24.667	1'45.983	216,0	13:13'07.396
8	33.889	17.470	28.928	24.718	1'45.005	211,4	13:14'46.715	8	34.211	17.458	28.969	24.248	1'44.886	218,6	13:14'52.282
9	33.958	17.515	28.803	24.409	1'44.685	211,4	13:16'31.400	9	34.351	17.584	28.887	24.101	1'44.923	220,4	13:16'37.205
10	34.350	17.359	28.889	25.046	1'45.644	213,0	13:18'17.044	10	34.094	17.506	29.043	24.437	1'45.080	218,2	13:18'22.285
11	34.157	17.632	28.652	24.353	1'44.794	216,4	13:20'01.838	11	34.245	17.398	28.927	24.463	1'45.033	217,7	13:20'07.318
12	34.333	17.428	28.915	24.911	1'45.587	210,9	13:21'47.425	12	34.173	17.655	29.010	24.528	1'45.366	212,2	13:21'52.684
Race Time 21'08.005								Race Time 21'13.315							
19° 66 P. TONN [1'44.301]								23° 92 G. CAZARD [1'44.741]							
Lap	Seg1	Seg2	Seg3	Seg4	Lap Time	km/h	Local Time	Lap	Seg1	Seg2	Seg3	Seg4	Lap Time	km/h	Local Time
1		17.626	31.553	24.893	1'55.179C	222,7	13:02'34.548	1		17.829	31.655	24.763	1'56.628C	221,8	13:02'35.997
2	34.323	17.282	28.821	24.517	1'44.943C	220,4	13:04'19.491	2	34.544	17.654	29.300	24.660	1'46.158C	220,4	13:04'22.155
3	33.940	17.374	28.867	24.550	1'44.731	214,7	13:06'04.222	3	34.142	17.635	28.885	24.245	1'44.907	218,2	13:06'07.062
4	34.102	17.359	28.818	24.518	1'44.797	217,3	13:07'49.019	4	34.003	17.511	28.888	24.339	1'44.741	220,9	13:07'51.803
5	34.026	17.373	28.985	24.410	1'44.794	214,7	13:09'33.813	5	34.044	17.531	28.910	24.328	1'44.813	216,0	13:09'36.616
6	34.148	17.331	28.868	24.363	1'44.710	217,3	13:11'18.523	6	34.250	17.583	28.939	24.680	1'45.452	218,6	13:11'22.068
7	33.909	17.288	28.828	24.276	1'44.301	219,5	13:13'02.824	7	34.239	17.755	28.929	25.113	1'46.036	216,4	13:13'08.104
8	34.031	17.263	28.767	24.356	1'44.417	221,8	13:14'47.241	8	34.122	17.542	28.892	24.361	1'44.917	216,4	13:14'53.021
9	34.392	17.341	28.875	24.662	1'45.270	220,9	13:16'32.511	9	34.131	17.699	28.862	24.211	1'44.903	216,9	13:16'37.924
10	34.320	17.275	29.067	24.397	1'45.059	219,1	13:18'17.570	10	34.307	17.635	28.900	24.394	1'45.236	216,4	13:18'23.160
11	34.213	17.421	29.027	24.467	1'45.128	217,7	13:20'02.698	11	34.284	17.667	29.053	24.579	1'45.583	214,3	13:20'08.743
12	34.219	17.298	29.033	24.522	1'45.072	217,7	13:21'47.770	12	34.368	17.765	29.077	24.519	1'45.729	213,9	13:21'54.472
Race Time 21'08.401								Race Time 21'15.103							
20° 13 I. SCHUNSELAAR [1'44.816]								24° 89 T. AKSU [1'44.614]							
Lap	Seg1	Seg2	Seg3	Seg4	Lap Time	km/h	Local Time	Lap	Seg1	Seg2	Seg3	Seg4	Lap Time	km/h	Local Time
1		17.617	30.427	24.455	1'54.088C	213,9	13:02'33.457	1		18.108	30.671	24.705	2'04.075C	205,7	13:02'43.444
2	33.980	17.631	28.512	24.358	1'44.481C	215,1	13:04'17.938	2	34.323	17.986	28.732	24.760	1'45.801C	205,7	13:04'29.245
3	34.046	17.713	28.788	24.269	1'44.816	208,1	13:06'02.754	3	34.017	17.661	28.738	24.626	1'45.042	209,3	13:06'14.287
4	34.182	17.569	28.833	24.458	1'45.042	214,3	13:07'47.796	4	34.177	17.531	28.937	24.707	1'45.352	211,4	13:07'59.639
5	34.151	17.637	28.849	24.526	1'45.163	209,7	13:09'32.959	5	34.383	17.647	29.059	24.560	1'45.649	214,7	13:09'45.288
6	34.141	17.675	28.913	24.899	1'45.628	212,2	13:11'18.587	6	34.408	17.740	28.943	24.606	1'45.697	206,5	13:11'30.985
7	34.073	17.445	28.938	24.412	1'44.868	217,3	13:13'03.455	7	34.099	17.806	29.036	24.775	1'45.716	209,7	13:13'16.701
8	34.174	17.580	28.830	24.339	1'44.923	214,7	13:14'48.378	8	34.450	17.736	29.025	24.585	1'45.796C	210,1	13:15'02.497
9	34.364	17.801	29.034	24.578	1'45.777	210,9	13:16'34.155	9	34.377	17.761	29.798	24.643	1'46.579	208,5	13:16'49.076
10	34.268	17.710	29.067	24.529	1'45.574	212,6	13:18'19.729	10	34.066	17.376	28.802	24.370	1'44.614	213,4	13:18'33.690
11	34.373	17.840	29.270	24.659	1'46.142	209,3	13:20'05.871	11	34.108	17.808	28.896	24.544	1'45.356	209,3	13:20'19.046
12	34.441	17.836	29.251	24.671	1'46.199	206,5	13:21'52.070	12	34.184	17.631	29.038	24.792	1'45.645	208,9	13:22'04.691
Race Time 21'12.701								Race Time 21'25.322							
21° 12 H. MAIER [1'44.794]								25° 39 J. RISUENO [1'44.778]							
Lap	Seg1	Seg2	Seg3	Seg4	Lap Time	km/h	Local Time	Lap	Seg1	Seg2	Seg3	Seg4	Lap Time	km/h	Local Time
1		17.490	31.653	24.445	1'55.574C	218,6	13:02'34.943	1		17.588	40.641	25.017	2'03.875C	220,0	13:02'43.244
2	34.216	17.404	28.994	24.401	1'45.015C	219,1	13:04'19.958	2	34.531	18.149	28.750	24.647	1'46.077C	204,9	13:04'29.321
3	34.141	17.401	28.912	24.340	1'44.794	215,1	13:06'04.752	3	34.476	17.622	28.900	24.667	1'45.665	210,9	13:06'14.986
4	34.054	17.501	28.991	24.407	1'44.953	216,4	13:07'49.705	4	34.084	17.470	28.889	24.335	1'44.778	214,7	13:07'59.764
5	34.080	17.578	29.101	24.297	1'45.056	211,8	13:09'34.761	5	34.105	17.582	29.214	24.478	1'45.379	208,5	13:09'45.143
6	34.047	17.525	29.196	24.636	1'45.404	213,4	13:11'20.165	6	34.876	17.740	28.929	24.412	1'45.957	210,5	13:11'31.100
7	34.264	17.615	29.142	24.619	1'45.640	212,2	13:13'05.805	7	34.170	17.863	29.023	24.428	1'45.484	213,4	13:13'16.584
8	34.196	17.551	29.033	24.559	1'45.339	212,6	13:14'51.144	8	35.478	17.734	29.085	24.509	1'46.806C	212,6	13:15'03.390
9	34.125	17.520	29.006	24.417	1'45.068	213,4	13:16'36.212	9	33.992	17.390	29.141	24.521	1'45.044	214,3	13:16'48.434
10	34.171	17.736	29.103	24.656	1'45.666	213,4	13:18'21.878	10	33.894	17.578	29.142	24.472	1'45.086	211,8	13:18'33.520
11	34.249	17.527	29.109	24.394	1'45.279	211,8	13:20'07.157	11	35.084	17.692	28.956	24.421	1'46.153	210,9	13:20'19.673
12	34.686	17.517	28.948	24.210	1'45.361	215,1	13:21'52.518	12	34.191	17.504	28.948	24.487	1'45.130	210,9	13:22'04.803
Race Time 21'13.149								Race Time 21'25.434							
26° 40 J. CORREA [1'44.831]															
Lap	Seg1	Seg2	Seg3	Seg4	Lap Time	km/h	Local Time	Lap	Seg1	Seg2	Seg3	Seg4	Lap Time	km/h	Local Time
1								1		17.645	51.831	25.860	2'16.299C	222,7	13:02'55.668

18/04/2026 P = Pits In/Out - C = Lap Time Cancelled

These data/results cannot be reproduced, stored and/or transmitted in whole or in part by any manner of electronic, mechanical, photocopying, recording, broadcasting or otherwise now known or herein after developed without the previous express consent by the copyright owner, except for reproduction in daily press and regular printed publications on sale to the public within 60 days of the event related to those data/results and always provided that copyright symbol appears together as follows below.

© DORNA WSBK ORGANIZATION Srl 2026



TT Circuit Assen 4.542 m

**Pirelli Dutch Round, 17-19 April 2026
Chronological Analysis Race 1**

4 / 4

Start at 13:00'39.369

2	34.634	17.825	29.151	24.674	1'46.284	210,9	13:04'41.952
3	34.304	17.725	29.096	24.577	1'45.702	210,9	13:06'27.654
4	34.074	17.694	28.789	24.460	1'45.017	212,2	13:08'12.671
5	34.068	17.692	28.940	24.671	1'45.371	210,5	13:09'58.042
6	33.982	17.664	28.919	24.562	1'45.127	211,8	13:11'43.169
7	34.091	17.606	29.066	24.599	1'45.362	211,4	13:13'28.531
8	34.282	17.760	29.102	24.493	1'45.637C	212,2	13:15'14.168
9	34.244	17.714	29.062	24.473	1'45.493	211,8	13:16'59.661
10	34.132	17.592	28.976	24.418	1'45.118	213,0	13:18'44.779
11	34.005	17.605	28.829	24.392	1'44.831	211,8	13:20'29.610
12	34.151	17.807	29.277	24.970	1'46.205	211,8	13:22'15.815

Race Time 21'36.446

1	17.368	220,4
---	---------------	--------------

Race Time 9:90'.6.1

RET 55 H. DESSOY							
Lap	Seg.1	Seg.2	Seg.3	Seg.4	Lap Time	km/h	Local Time
1		17.201				222,7	

Race Time 9:90'.6.1

RET 71 L. VENEMAN							
Lap	Seg.1	Seg.2	Seg.3	Seg.4	Lap Time	km/h	Local Time
1		17.136	28.674			222,2	

Race Time 9:90'.6.1

RET 73 F. SEABRIGHT							
Lap	Seg.1	Seg.2	Seg.3	Seg.4	Lap Time	km/h	Local Time
1		17.061	28.907			218,2	

Race Time 9:90'.6.1

27° 16 A. FUERTES [1'45.539]							
Lap	Seg.1	Seg.2	Seg.3	Seg.4	Lap Time	km/h	Local Time
1		17.416	55.320	25.669	2'18.872C	216,9	13:02'58.241
2	35.373	17.982	29.204	25.045	1'47.604	207,3	13:04'45.845
3	34.891	17.773	29.196	24.790	1'46.650	208,5	13:06'32.495
4	34.497	17.733	29.030	24.706	1'45.966	210,5	13:08'18.461
5	34.196	17.757	29.186	24.597	1'45.736	208,1	13:10'04.197
6	34.192	17.674	28.982	24.691	1'45.539	206,9	13:11'49.736
7	34.456	17.642	29.139	24.526	1'45.763	208,5	13:13'35.499
8	34.373	17.699	29.262	24.672	1'46.006C	209,3	13:15'21.505
9	34.142	17.713	29.261	24.460	1'45.576	209,3	13:17'07.081
10	34.362	17.572	29.359	24.714	1'46.007	210,9	13:18'53.088
11	34.410	17.612	29.337	24.513	1'45.872	209,3	13:20'38.960
12	34.442	17.892	29.427	25.109	1'46.870	209,3	13:22'25.830

Race Time 21'46.461

RET 21 T. SOVICKA [1'44.568]							
Lap	Seg.1	Seg.2	Seg.3	Seg.4	Lap Time	km/h	Local Time
1		17.703	31.465	24.824	1'56.172C	208,1	13:02'35.541
2	34.859	17.487	28.754	24.314	1'45.414C	217,3	13:04'20.955
3	34.547	17.820	28.861	24.301	1'45.529	216,4	13:06'06.484
4	34.094	17.325	28.740	24.409	1'44.568	220,9	13:07'51.052
5	34.350	17.663	28.944	24.403	1'45.360	214,3	13:09'36.412
6	34.263	17.568	29.026	25.051	1'45.908	216,9	13:11'22.320
7	34.227	17.438	28.854	24.271	1'44.790	222,2	13:13'07.110
8	34.100	17.451	29.095	24.473	1'45.119	217,3	13:14'52.229
9	34.080	17.490	29.209	24.506	1'45.285	218,6	13:16'37.514

Race Time 15'58.145

29° 27 F. MULYA [1'43.708]							
Lap	Seg.1	Seg.2	Seg.3	Seg.4	Lap Time	km/h	Local Time
1		17.253	28.578	24.339	1'50.085	224,5	13:02'29.454
2	33.999	17.157	28.671	24.140	1'43.967C	219,5	13:04'13.421
3	33.745	17.224	28.744	23.995	1'43.708	219,1	13:05'57.129
4	33.780	17.282	28.938	24.477	1'44.477	216,9	13:07'41.606
5	34.152	17.390	28.773	24.280	1'44.595	213,0	13:09'26.201
6	34.017	17.949	28.876	24.910	1'45.752	204,9	13:11'11.953
7	34.766	19.366	39.934	42.590	2'16.656P	188,8	13:13'28.609
8	5'12.847	17.463	29.016	24.211	6'23.537P	215,6	13:19'52.146
9	34.124	17.865	29.284	24.396	1'45.669	213,9	13:21'37.815

Race Time 20'58.446

RET 79 T. ALONSO [1'44.913]							
Lap	Seg.1	Seg.2	Seg.3	Seg.4	Lap Time	km/h	Local Time
1		18.001	31.809	24.558	1'56.776C	218,2	13:02'36.145
2	34.519	17.488	29.273	24.532	1'45.812C	219,1	13:04'21.957
3	34.103	17.584	28.872	24.354	1'44.913	211,4	13:06'06.870
4	33.950	17.498	28.927	24.538	1'44.913	215,1	13:07'51.783
5	34.305	17.576	28.820	24.313	1'45.014	213,4	13:09'36.797
6	34.266	17.546	28.878	24.915	1'45.605	213,9	13:11'22.402
7	34.292	17.528	28.879	24.581	1'45.280	214,7	13:13'07.682

Race Time 12'28.313

RET 11 M. SORRENTI							
Lap	Seg.1	Seg.2	Seg.3	Seg.4	Lap Time	km/h	Local Time

18/04/2026 P = Pits In/Out - C = Lap Time Cancelled

These data/results cannot be reproduced, stored and/or transmitted in whole or in part by any manner of electronic, mechanical, photocopying, recording, broadcasting or otherwise now known or herein after developed without the previous express consent by the copyright owner, except for reproduction in daily press and regular printed publications on sale to the public within 60 days of the event related to those data/results and always provided that copyright symbol appears together as follows below.

© DORNA WSBK ORGANIZATION Srl 2026

Pirelli Dutch Round, 17-19 April 2026
Best Laps & Speeds

1 / 2

No.	Rider Bike	Nat	Best Lap		FP		SP		WUP1		RC1	
			LL	SPD	LL	SPD	LL	SPD	LL	SPD	LL	SPD
1	71 L. VENEMAN Kawasaki ZX-6R 636	NED	1'42.499	24 228,8	1'42.792	9 222,2	1'42.499	10 228,8	1'42.759	5 220,9	222,2	
2	6 J. BUIS Suzuki GSX-8R	NED	1'42.505	40 225,9	1'43.127	14 218,2	1'42.505	9 223,6	1'42.826	5 217,3	1'42.826	12 225,9
3	65 F. FLEERACKERS Suzuki GSX-8R	BEL	1'42.575	42 226,9	1'43.413	13 225,9	1'42.862	12 225,0	1'43.370	5 226,9	1'42.575	12 221,3
4	50 C. THOMPSON Yamaha YZF-R7	AUS	1'42.706	39 225,9	1'43.898	11 221,8	1'43.128	11 223,6	1'42.859	5 222,7	1'42.706	12 225,9
5	34 X. ARTIGAS Kawasaki ZX-6R 636	ESP	1'42.716	39 223,6	1'43.513	11 222,7	1'42.716	11 220,4	1'43.157	5 220,4	1'42.800	12 223,6
6	91 M. VANNUCCI Aprilia RS 660 Factory	ITA	1'42.761	38 225,0	1'43.700	10 216,4	1'42.994	11 215,1	1'43.241	5 220,9	1'42.761	12 225,0
7	68 K. BEEKMANS Suzuki GSX-8R	NED	1'42.765	38 225,0	1'43.843	10 221,8	1'42.765	11 225,0	1'43.081	5 219,5	1'42.970	12 220,0
8	38 D. SALVADOR Kawasaki ZX-6R 636	ESP	1'42.836	40 225,0	1'43.907	12 221,8	1'42.853	11 225,0	1'43.448	5 216,4	1'42.836	12 220,4
9	73 F. SEABRIGHT Triumph Daytona 660	GBR	1'42.842	29 228,3	1'43.931	14 224,1	1'42.938	10 227,8	1'42.842	5 228,3	218,2	
10	43 M. GAGGI Yamaha YZF-R7	ITA	1'42.889	39 226,4	1'43.963	11 223,6	1'42.970	11 226,4	1'42.889	5 221,8	1'43.256	12 221,8
11	18 B. IERACI Triumph Daytona 660	ITA	1'42.942	41 221,3	1'43.731	14 217,7	1'43.478	10 221,3	1'43.150	5 218,6	1'42.942	12 220,0
12	23 E. BARTOLINI Triumph Daytona 660	ITA	1'42.955	42 221,8	1'43.856	13 216,4	1'43.835	12 220,9	1'43.997	5 216,9	1'42.955	12 221,8
13	47 A. TORRES Kawasaki ZX-6R 636	ESP	1'43.089	41 225,5	1'44.817	13 223,1	1'43.089	11 224,1	1'44.230	5 217,3	1'43.287	12 225,5
14	7 B. FERNANDEZ Kove 450RR	ESP	1'43.344	41 227,4	1'43.344	14 223,1	1'43.621	12 227,4	1'44.561	3 216,0	1'43.464	12 224,5
15	27 F. MULYA Yamaha YZF-R7	INA	1'43.396	28 226,4	1'44.621	11 226,4	1'43.396	3 225,0	1'43.980	5 225,0	1'43.708	9 224,5
16	11 M. SORRENTI Aprilia RS 660 Factory	ITA	1'43.504	28 220,4	1'45.201	12 217,3	1'43.504	11 215,1	1'43.859	5 215,1	220,4	
17	77 J. OSUNA Kawasaki ZX-6R 636	ESP	1'43.682	40 225,0	1'44.672	11 217,3	1'44.120	12 225,0	1'43.966	5 225,0	1'43.682	12 221,8
18	55 H. DESSOY Triumph Daytona 660	GBR	1'43.836	25 228,8	1'44.470	11 222,2	1'43.836	9 228,8	1'43.878	5 228,3	222,7	
19	41 I. PERISTERAS Aprilia RS 660 Factory	GRE	1'43.854	38 223,1	1'47.210	10 215,1	1'44.365	11 223,1	1'44.186	5 221,3	1'43.854	12 222,2
20	98 T. BENETTI Aprilia RS 660 Factory	ITA	1'43.881	41 221,8	1'45.073	13 221,3	1'44.918	11 221,8	1'43.881	5 216,4	1'43.941	12 216,4
21	16 A. FUERTES Kawasaki ZX-6R 636	ESP	1'43.956	39 225,0	1'44.767	12 219,5	1'44.169	10 225,0	1'43.956	5 220,9	1'45.539	12 216,9
22	40 J. CORREA Kawasaki ZX-6R 636	USA	1'44.131	42 225,0	1'44.620	13 222,2	1'44.462	12 225,0	1'44.131	5 218,6	1'44.831	12 222,7
23	26 M. GENNAI Yamaha YZF-R7	ITA	1'44.143	38 218,6	1'44.917	10 215,1	1'44.514	11 218,6	1'44.885	5 212,6	1'44.143	12 215,1
24	69 A. DI PERSIO Yamaha YZF-R7	ITA	1'44.166	36 225,5	1'45.254	11 223,6	1'44.166	9 223,1	1'45.382	4 223,6	1'44.521	12 225,5
25	39 J. RISUENO Kawasaki ZX-6R 636	ESP	1'44.188	39 221,8	1'44.499	12 220,9	1'44.188	10 221,8	1'44.248	5 216,4	1'44.778	12 220,0

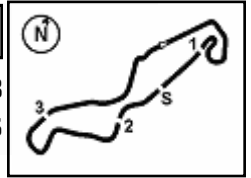
18/04/2026

These data/results cannot be reproduced, stored and/or transmitted in whole or in part by any manner of electronic, mechanical, photocopying, recording, broadcasting or otherwise now known or herein after developed without the previous express consent by the copyright owner, except for reproduction in daily press and regular printed publications on sale to the public within 60 days of the event related to those data/results and always provided that copyright symbol appears together as follows below.

© DORNA WSBK ORGANIZATION Srl 2026

FICR PERUGIA TIMING





TT Circuit Assen 4.542 m

Pirelli Dutch Round, 17-19 April 2026
Best Laps & Speeds

2 / 2

No.	Rider Bike	Nat	Best Lap		FP		SP		WUP1		RC1							
			LL	SPD	LL	SPD	LL	SPD	LL	SPD	LL	SPD						LL
26	66 P. TONN Kove 450RR	GER	1'44.301		1'46.157		1'44.496		1'45.619		1'44.301							
			39	223,1	10	217,7	12	223,1	5	213,0	12	222,7						
27	33 G. SANCHEZ Yamaha YZF-R7	ESP	1'44.340		1'45.482		1'44.340		1'45.431		1'44.474							
			40	225,0	12	222,2	11	224,5	5	216,9	12	225,0						
28	12 H. MAIER Yamaha YZF-R7	BRA	1'44.498		1'44.610		1'45.298		1'44.498		1'44.794							
			35	221,3	11	221,3	7	220,0	5	220,0	12	219,1						
29	93 A. AGASKA Yamaha YZF-R7	INA	1'44.520		1'46.265		1'46.181		1'48.201		1'44.520							
			36	225,0	11	223,6	9	225,0	4	218,6	12	220,4						
30	21 T. SOVICKA Yamaha YZF-R7	CZE	1'44.568		1'45.264		1'44.628		1'45.029		1'44.568							
			37	224,1	12	222,7	11	223,1	5	224,1	9	222,2						
31	89 T. AKSU Yamaha YZF-R7	AUS	1'44.569		1'45.870		1'44.569		1'45.433		1'44.614							
			39	223,6	11	219,1	11	223,6	5	220,0	12	214,7						
32	92 G. CAZARD Yamaha YZF-R7	FRA	1'44.741		1'45.635		1'44.817		1'45.493		1'44.741							
			41	221,8	13	219,1	11	220,9	5	219,1	12	221,8						
33	13 I. SCHUNSELAAR Yamaha YZF-R7	NED	1'44.816		1'46.307		1'45.409		1'45.530		1'44.816							
			43	222,7	13	218,6	13	222,7	5	222,7	12	217,3						
34	79 T. ALONSO Yamaha YZF-R7	POR	1'44.913		1'46.289		1'45.253		1'45.326		1'44.913							
			34	219,5	10	213,4	12	219,5	5	218,6	7	219,1						

18/04/2026

These data/results cannot be reproduced, stored and/or transmitted in whole or in part by any manner of electronic, mechanical, photocopying, recording, broadcasting or otherwise now known or herein after developed without the previous express consent by the copyright owner, except for reproduction in daily press and regular printed publications on sale to the public within 60 days of the event related to those data/results and always provided that copyright symbol appears together as follows below.

© DORNA WSBK ORGANIZATION Srl 2026

Pirelli Dutch Round, 17–19 April 2026
Fastest Laps Race 1

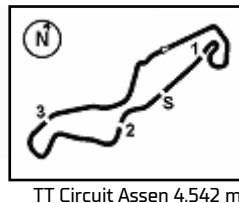
TT Circuit Assen 4.542 m

	No.	Rider	Nat	Team	Bike	Lap	Time	Gap
1	65	F. FLEERACKERS	BEL	Track & Trades Wixx Racing	Suzuki GSX-8R	9	1'42.575	
2	50	C. THOMPSON	AUS	Team BrCorse	Yamaha YZF-R7	10	1'42.706	0.131
3	91	M. VANNUCCI	ITA	Revo-M2	Aprilia RS 660 Factory	9	1'42.761	0.186
4	34	X. ARTIGAS	ESP	MTM Kawasaki	Kawasaki ZX-6R 636	9	1'42.800	0.225
5	6	J. BUIS	NED	Track & Trades Wixx Racing	Suzuki GSX-8R	10	1'42.826	0.251
6	38	D. SALVADOR	ESP	Team ProDina Kawasaki XCI	Kawasaki ZX-6R 636	9	1'42.836	0.261
7	18	B. IERACI	ITA	CM Triumph Factory Racing	Triumph Daytona 660	10	1'42.942	0.367
8	23	E. BARTOLINI	ITA	CM Triumph Factory Racing	Triumph Daytona 660	8	1'42.955	0.380
9	68	K. BEEKMANS	NED	VLR Racing Team Suzuki	Suzuki GSX-8R	10	1'42.970	0.395
10	43	M. GAGGI	ITA	Team BrCorse	Yamaha YZF-R7	11	1'43.256	0.681
11	47	A. TORRES	ESP	Team ProDina Kawasaki XCI	Kawasaki ZX-6R 636	6	1'43.287	0.712
12	7	B. FERNANDEZ	ESP	Kove Racing Team 109	Kove 450RR	6	1'43.464	0.889
13	77	J. OSUNA	ESP	Deza-Box 77 Racing Team	Kawasaki ZX-6R 636	10	1'43.682	1.107
14	27	F. MULYA	INA	Progp Nitiracing	Yamaha YZF-R7	3	1'43.708	1.133
15	41	I. PERISTERAS	GRE	MMR	Aprilia RS 660 Factory	5	1'43.854	1.279
16	98	T. BENETTI	ITA	MMR	Aprilia RS 660 Factory	3	1'43.941	1.366
17	26	M. GENNAI	ITA	Panattoni BGR Smrz Racing	Yamaha YZF-R7	5	1'44.143	1.568
18	66	P. TONN	GER	Kove Racing Team 109	Kove 450RR	7	1'44.301	1.726
19	33	G. SANCHEZ	ESP	ARCO Yamaha MotoR University Team	Yamaha YZF-R7	6	1'44.474	1.899
20	93	A. AGASKA	INA	Progp Nitiracing	Yamaha YZF-R7	4	1'44.520	1.945
21	69	A. DI PERSIO	ITA	ARCO Yamaha MotoR University Team	Yamaha YZF-R7	4	1'44.521	1.946
22	21	T. SOVICKA	CZE	Panattoni BGR Smrz Racing	Yamaha YZF-R7	4	1'44.568	1.993
23	89	T. AKSU	AUS	PATA AG Motorsport Italia	Yamaha YZF-R7	10	1'44.614	2.039
24	92	G. CAZARD	FRA	Yamaha AD78 FIMLA by MS Racing	Yamaha YZF-R7	4	1'44.741	2.166
25	39	J. RISUENO	ESP	Pons Motosport Italika Racing	Kawasaki ZX-6R 636	4	1'44.778	2.203
26	12	H. MAIER	BRA	Yamaha AD78 FIMLA by MS Racing	Yamaha YZF-R7	3	1'44.794	2.219
27	13	I. SCHUNSELAAR	NED	Indi Racing by Yamaha Ten Kare Racing	Yamaha YZF-R7	3	1'44.816	2.241
28	40	J. CORREA	USA	Pons Motosport Italika Racing	Kawasaki ZX-6R 636	11	1'44.831	2.256
29	79	T. ALONSO	POR	Miguel Oliveira Team	Yamaha YZF-R7	3	1'44.913	2.338
30	16	A. FUERTES	ESP	Deza-Box 77 Racing Team	Kawasaki ZX-6R 636	6	1'45.539	2.964

18/04/2026

These data/results cannot be reproduced, stored and/or transmitted in whole or in part by any manner of electronic, mechanical, photocopying, recording, broadcasting or otherwise now known or herein after developed without the previous express consent by the copyright owner, except for reproduction in daily press and regular printed publications on sale to the public within 60 days of the event related to those data/results and always provided that copyright symbol appears together as follows below.

© DORNA WSBK ORGANIZATION Srl 2026

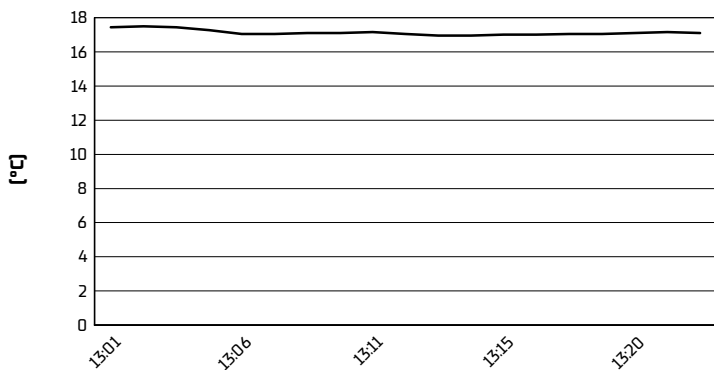


Pirelli Dutch Round, 17-19 April 2026

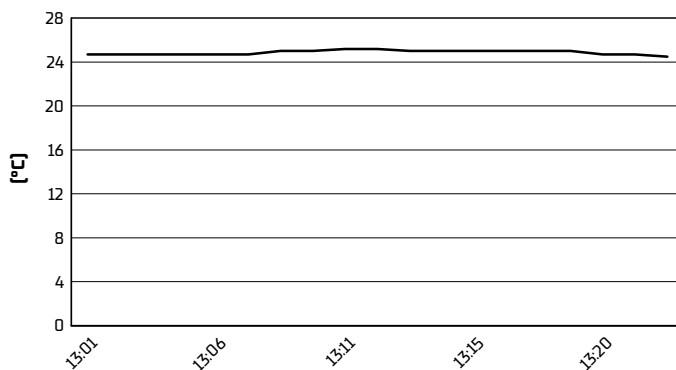
Weather Report Race 1

Session started 13:01 - Session ended 13:23

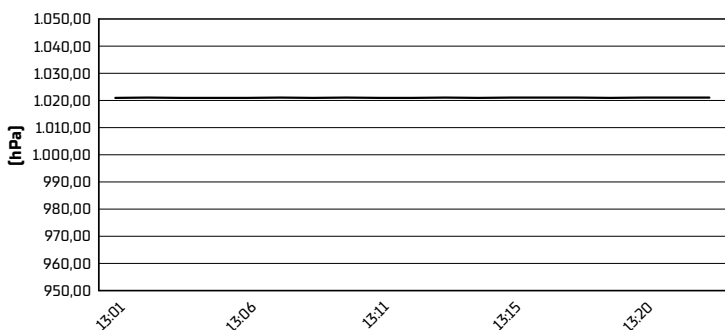
Air Temperature



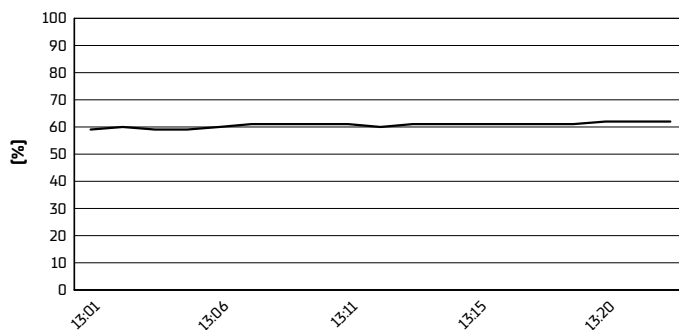
Track Temperature



Air Pressure



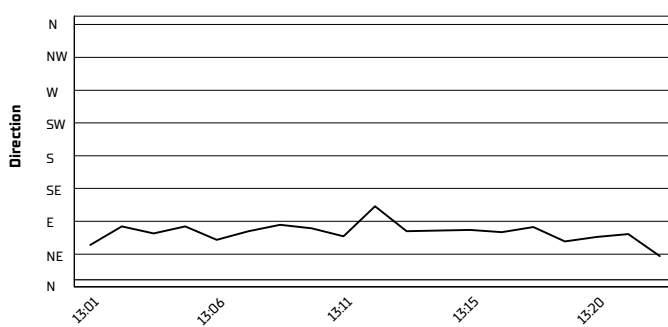
Humidity



Wind Speed



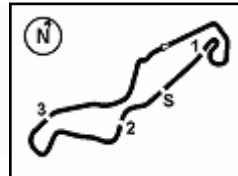
Wind Direction



18/04/2026

These data/results cannot be reproduced, stored and/or transmitted in whole or in part by any manner of electronic, mechanical, photocopying, recording, broadcasting or otherwise now known or herein after developed without the previous express consent by the copyright owner, except for reproduction in daily press and regular printed publications on sale to the public within 60 days of the event related to those data/results and always provided that copyright symbol appears together as follows below.

© DORNA WSBK ORGANIZATION Srl 2026



TT Circuit Assen 4.542 m

Pirelli Dutch Round, 17-19 April 2026

Provisional Starting Grid - Race 2 [12 Laps x 4,542 km = 54,504 km]

1	1	65 FLEERACKERS F. Suzuki 1'42.575	2	50 THOMPSON C. Yamaha 1'42.706	3	91 VANNUCCI M. Aprilia 1'42.761
2	4	34 ARTIGAS X. Kawasaki 1'42.800	5	6 BUIS J. Suzuki 1'42.826	6	38 SALVADOR D. Kawasaki 1'42.836
3	7	18 IERACI B. Triumph 1'42.942	8	23 BARTOLINI E. Triumph 1'42.955	9	68 BEEKMANS K. Suzuki 1'42.970
4	10	71 VENEMAN L. Kawasaki 1'42.499	11	73 SEABRIGHT F. Triumph 1'42.938	12	43 GAGGI M. Yamaha 1'42.970
5	13	47 TORRES A. Kawasaki 1'43.089	14	27 MULYA F. Yamaha 1'43.396	15	11 SORRENTI M. Aprilia 1'43.504
6	16	7 FERNANDEZ B. Kove 1'43.621	17	55 DESSOY H. Triumph 1'43.836	18	77 OSUNA J. Kawasaki 1'44.120
7	19	69 DI PERSIO A. Yamaha 1'44.166	20	16 FUERTES A. Kawasaki 1'44.169	21	39 RISUENO J. Kawasaki 1'44.188
8	22	33 SANCHEZ G. Yamaha 1'44.340	23	41 PERISTERAS I. Aprilia 1'44.365	24	40 CORREA J. Kawasaki 1'44.462
9	25	66 TONN P. Kove 1'44.496	26	26 GENNAI M. Yamaha 1'44.514	27	89 AKSU T. Yamaha 1'44.569
10	28	21 SOVICKA T. Yamaha 1'44.628	29	92 CAZARD G. Yamaha 1'44.817	30	98 BENETTI T. Aprilia 1'44.918
11	31	79 ALONSO T. Yamaha 1'45.253	32	12 MAIER H. Yamaha 1'45.298	33	13 SCHUNSELAAR I. Yamaha 1'45.409
12	34	93 AGASKA A. Yamaha 1'46.181				

 18/04/2026 The Race Director: **Stefano Carloia**

These data/results cannot be reproduced, stored and/or transmitted in whole or in part by any manner of electronic, mechanical, photocopying, recording, broadcasting or otherwise now known or herein after developed without the previous express consent by the copyright owner, except for reproduction in daily press and regular printed publications on sale to the public within 60 days of the event related to those data/results and always provided that copyright symbol appears together as follows below. © DORNA WSBK ORGANIZATION Srl 2026